

FEATURES & BENEFITS

DIMENSIONS

Weight: 20lbs Height: 55 7/8" Width: 29" Depth: 23 3/16"

MOBILITY

Unit can easily be folded down for easy relocation to meet facilities and job site requirements

DURABLE AND FLOOR SAFE

Constructed from rugged 1-1/4" powder coated carbon steel with plastic feet.

COMPATIBILITY

Supports Haws 7500 and 7501 gravity-fed eyewash units, plus most comparable competitor models.

QUICK ASSEMBLY

Designed for fast setup in temporary or remote work environments.



OPTIONS

- 7501 | 9ga Portable Eyewash
- 7500 | 16ga Portable Eyewash
- 9083 | HAWSCLEAN™ Portable Eyewash Cleansing Stick
- 9082 | Water Additive
- 1217418 | J-Bracket

For more information, visit www.hawesco.com or call (888) 640-4297.

SPECIFICATIONS

The Haws model 9006 is a 1-1/4" diameter carbon steel tube framed stand designed to securely hold the 7500 and 7501 series portable eyewashes. The black powder coated frame can be easily moved to a remote location where plumbed water is not available but demands an ANSI approved eyewash in accordance with OSHA. The eyewash is attached to the stand with a stainless steel J-bracket (purchased separately.) This stand can be used with most comparable gravity fed eyewashes units. Includes wrenches needed for assembly, and plastic feet to keep the metal frame from damaging the floor.

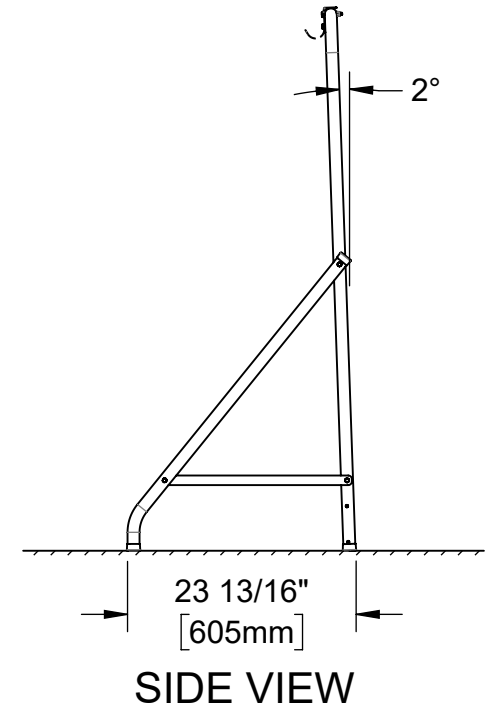
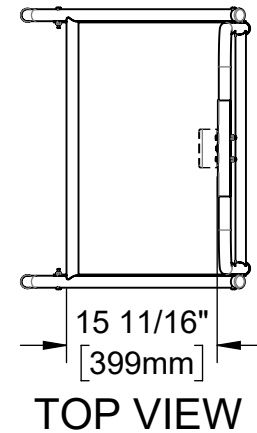
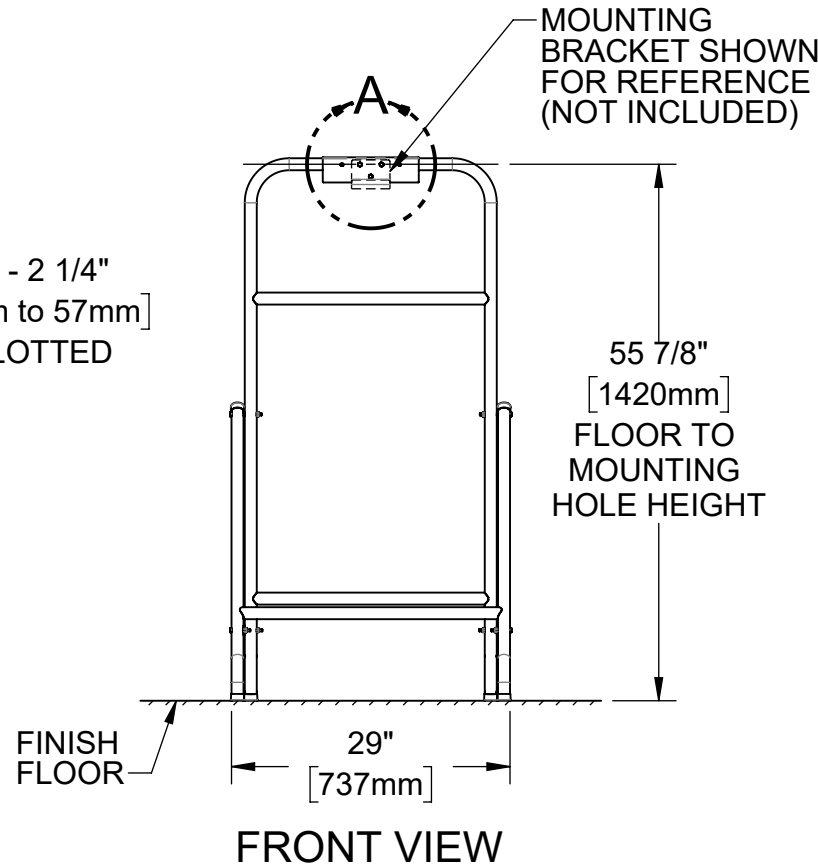
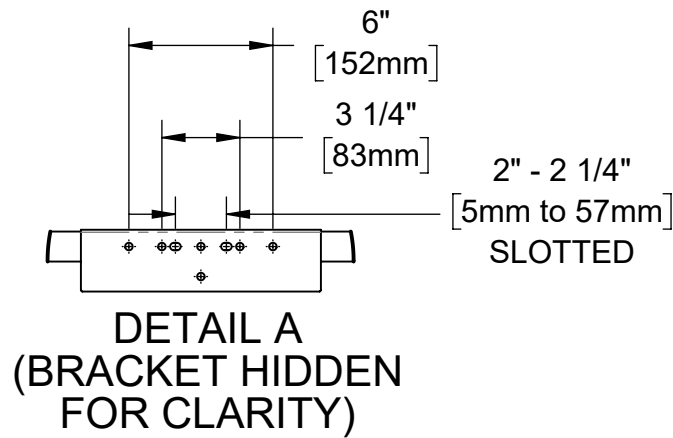
APPLICATIONS

The Haws Model 9006 portable eyewash stand is designed for deployment in environments where plumbed water is unavailable but ANSI-compliant emergency eyewash access is required. Typical applications include industrial facilities, construction sites, remote field operations, maintenance areas, and temporary work zones. Its durable carbon steel frame and mobile design allow for reliable placement and relocation in demanding settings, supporting both Haws 7500/7501 series units and comparable with most portable gravity fed eyewashes.

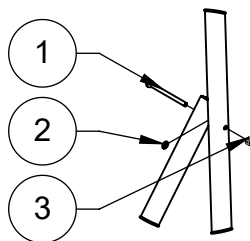
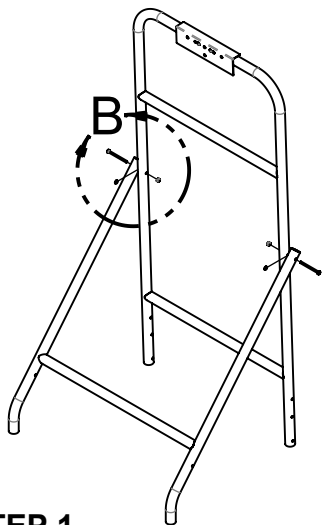
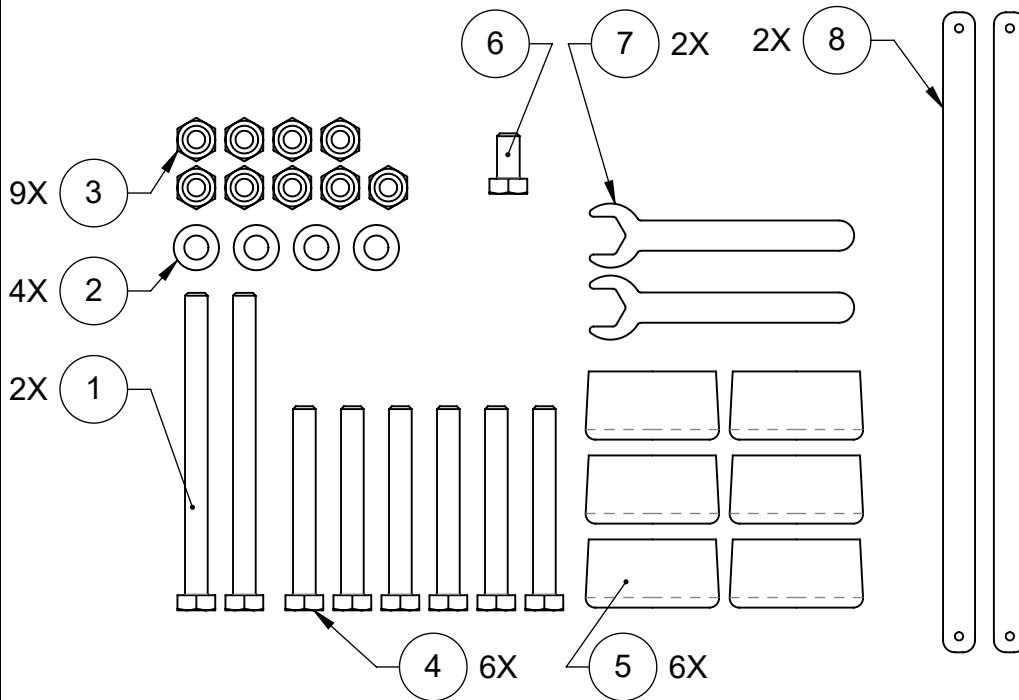
NOTES:

1. HOLD ROUGH-IN DIMENSIONS $\pm 1/4"$ (6.4mm).
2. WHEN INSTALLING THIS UNIT, LOCAL, STATE, OR FEDERAL CODES SHOULD BE ADHERED TO. FOR INSTALLATION HEIGHTS OTHER THAN SHOWN, DIMENSIONS MARKED (*) MUST BE ADJUSTED ACCORDINGLY. INSTALL A TRAP IN THE WASTE LINE AND A SCREWDRIVER STOP IN THE SUPPLY LINE IF REQUIRED.
3. TO COMPLY WITH ANSI Z358.1-2014 FOR EMERGENCY EYEWASH AND SHOWER EQUIPMENT:
 - UNIT SHALL BE INSTALLED IN ACCORDANCE WITH MANUFACTURER'S INSTRUCTIONS AND ACCEPTABLE PLUMBING PRACTICES.
 - EYEWASH STREAMS SHALL BE POSITIONED SUCH THAT STREAMS ARE 15.3 CM (6 IN.) MINIMUM FROM THE WALL OR NEAREST OBSTRUCTION AND MEET ANSI GAUGE REQUIREMENTS BETWEEN 83.8 & 134.6 CM (33-53 IN) ABOVE FLOOR.

(NOTES CONTINUED ON NEXT SHEET)



				Haws® Since 1906				1455 KLEPPE LANE SPARKS, NEVADA 89431 (775) 359-4712 FAX (775) 359-7424 E-MAIL: HAWS@HAWS.CO.COM WEBSITE: WWW.HAWS.CO.COM					
ECN: 6210		REV. ECN: 6210		BY: JU		MODEL(S)				PART NUMBER			
DRAWN: JU		DATE: 01/13/25		CHKD: JU		9006, PORTABLE EYEWASH STAND				0510002288.D			
APPROVED: DN		DATE: 05/08/25				SCALE: 1:20		DRAWING TYPE: INSTALLATION		SIZE: A		REVISION	
												1	
												SHEET 1 OF 3	



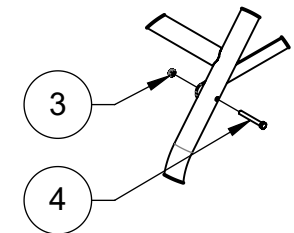
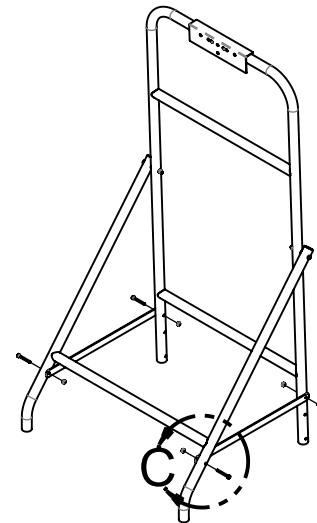
**DETAIL B
(2 PLACES)**

STEP 1
CONNECT THE TUBULAR FRAMES USING LONG SCREWS (ITEM 1), WASHERS (ITEM 2), AND LOCK NUTS (ITEM 3). WASHERS (ITEM 2) ARE INSTALLED BETWEEN THE FRAME PIECES.

8	BRACKET, LOWER BRACE	2
7	WRENCH, OPEN END, 10MM	2
6	SCREW, M6 X 12MM, HEX	1
5	CAP, SLIP ON, PLASTIC	6
4	SCREW, M6 X 50MM, HEX	6
3	NUT, M6, W/ NYLON INSERT	9
2	WASHER, M6	4
1	SCREW, M6 X 80MM, HEX	2
ITEM	DESCRIPTION	QTY
INCLUDED HARDWARE		

NOTES CONTINUED:

4. TORQUE ALL NUTS AND BOLTS TO 26.5 LB-IN [3 Nm]. OVER-TORQUEING HARDWARE MAY DAMAGE STEEL TUBING.



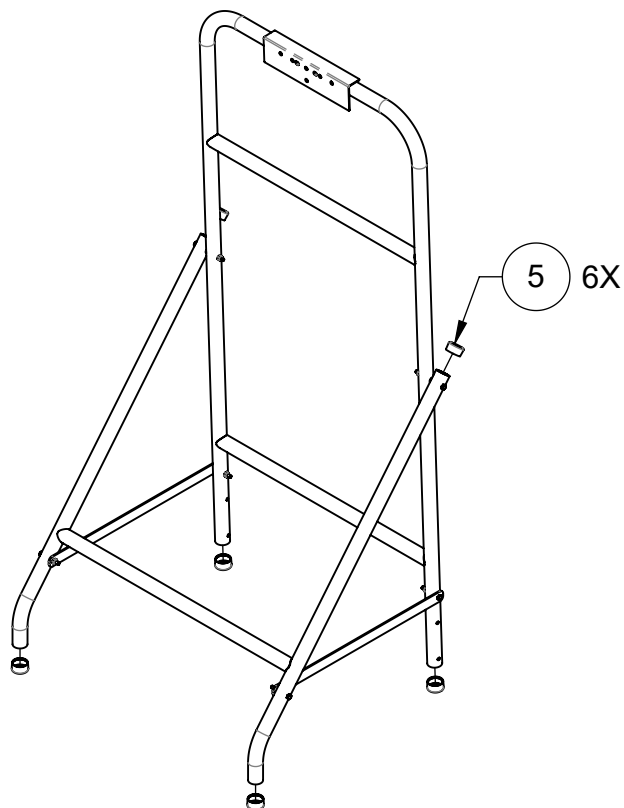
**DETAIL C
(4 PLACES)**

STEP 2
INSTALL THE TWO FLAT BRACKETS (ITEM 8) AS SHOWN, USING MEDIUM SCREWS (ITEM 4) AND LOCK NUTS (ITEM 3).



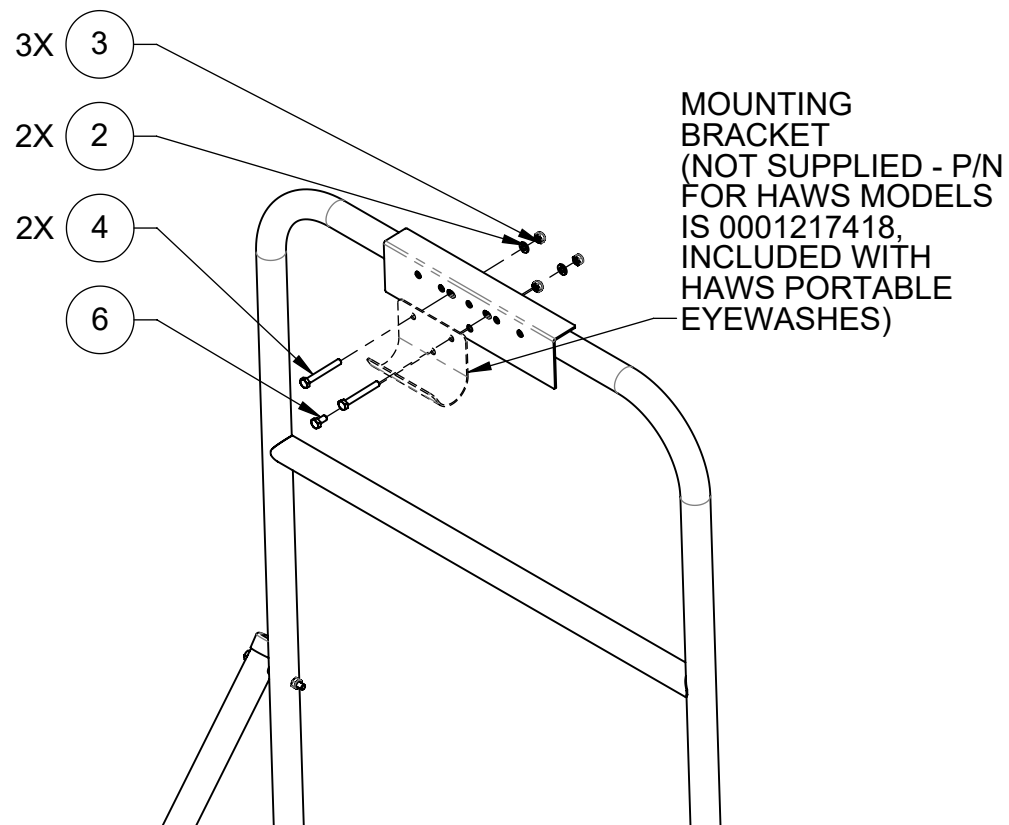
1455 KLEPPE LANE
SPARKS, NEVADA 89431
(775) 359-4712 FAX (775) 359-7424
E-MAIL: HAWS@HAWS.CO.COM
WEBSITE: WWW.HAWS.CO.COM

ECN: 6210	REV. ECN: 6210	BY: JU	MODEL(S)	PART NUMBER
DRAWN: JU	DATE: 01/13/25	CHKD: JU	9006, PORTABLE EYEWASH STAND	0510002288.D
APPROVED: DN	DATE: 05/08/25	SCALE: 1:24	DRAWING TYPE: INSTALLATION	REVISION 1
			SIZE: A	SHEET 2 OF 3



STEP 3

USE THE CAPS (ITEM 5) TO COVER THE OPEN TUBE ENDS.



STEP 4

INSTALL THE PORTABLE EYEWASH MOUNTING BRACKET (NOT INCLUDED) USING MEDIUM SCREWS (ITEM 4), SHORT SCREW (ITEM 6), WASHERS (ITEM 2), AND NUTS (ITEM 3) AS NEEDED.



1455 KLEPPE LANE
SPARKS, NEVADA 89431
(775) 359-4712 FAX (775) 359-7424
E-MAIL: HAWS@HAWSO.COM
WEBSITE: WWW.HAWSO.COM

ECN: 6210	REV. ECN: 6210	BY: JU	MODEL(S)	PART NUMBER
DRAWN: JU	DATE: 01/13/25	CHKD: JU	9006, PORTABLE EYEWASH STAND	0510002288.D
APPROVED: DN	DATE: 05/08/25	SCALE: 1:16	DRAWING TYPE: INSTALLATION	REVISION 1
			SIZE: A	SHEET 3 OF 3