

FEATURES & BENEFITS

CONSTRUCTION

Unit is made of 14 gauge Type 304 stainless steel with a satin finish that resists stains and corrosion, and has soft, rounded corners. Unit features stainless steel satin finish back panel, vandal-resistant bottom plate, and 1-1/4" integral trap.

INTEGRATED TRAP

All cast brass 1-1/4" NPT adjustable traps completely concealed inside bottom plates for easy installation and lack of unwanted access.

BUBBLER HEADS

Polished chrome-plated brass bubbler heads with integral 11/16" dia. basin shank and stainless anti-rotation roll pin for vandal resistance strength. Shielded, angled stream opening provides a steady, sanitary source of drinking water at .45 gpm.

FOUNTAIN VALVES

The push-button activated valve offers the only all stainless steel valve body that is machined out of solid bar stock, is fully serviceable through the front of the push button assembly offering access to the water control cartridge and integral water supply strainer, and with front access to the water stream height adjustment for easy maintenance without having to remove the valve. Operating pressure range of 30 to 90 psi (2.1 to 6.2 bar).

VANDAL RESISTANT

The bubbler heads, push buttons, drain strainers and bottom plates are locked in place, discouraging unwanted vandal tampering.

OPTIONS

- Water Filter: Model 6480 filter kit with 3000 gallon carbon block filter, filter head, and mounting bracket.
- Bottle Filler: Model 1920, bottle filler can be a stand-alone station, or mounted above Haws 1001, 1011, 1107L, 1109, 1117L, and 1119 series drinking fountain models.
- Remote Drinking Fountain Water chiller: Model HCR8, 8 gph (30.3 L) remote water chiller provides instantaneous cooling to meet a continuous demand for chilled water.
- Support Frame: Model 6800 In-wall floor mounted fixture support legs, welded steel 4-bolt floor flanges, and supplied with 'U' bolts and hardware.

For more information, visit www.hawsco.com or call (888) 640-4297.



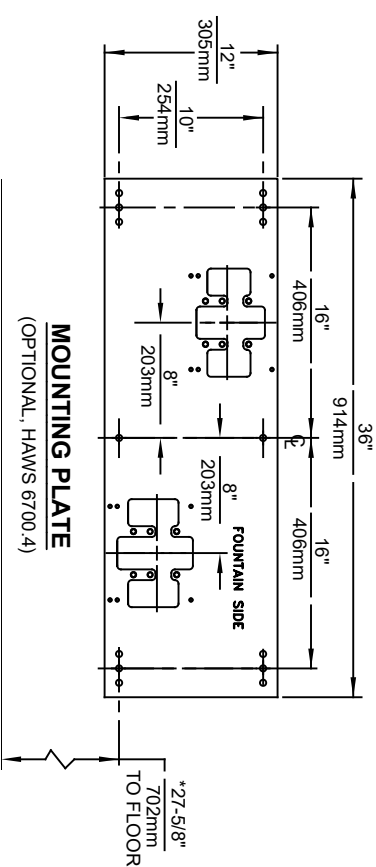
SPECIFICATIONS

Model 1119.14B wall mounted ADA vandal-resistant drinking fountain shall include dual 14 gauge Type 304 Stainless Steel satin finish basins, 3/16" (.47 cm) thick steel in-wall mounting plate, vandal-resistant pushbutton operated stainless steel valves with front-accessible cartridge and flow adjustment, 100% lead-free waterways, polished chrome-plated brass vandal-resistant bubbler heads, polished chrome-plated brass vandal-resistant waste strainers, vandal-resistant bottom plates, stainless steel satin finish back panel, high and low fountain mounting levels, and 1-1/4" NPT traps. In extreme environments related to heat and cold, product(s) must be protected from damage/exposure due to these extreme conditions.

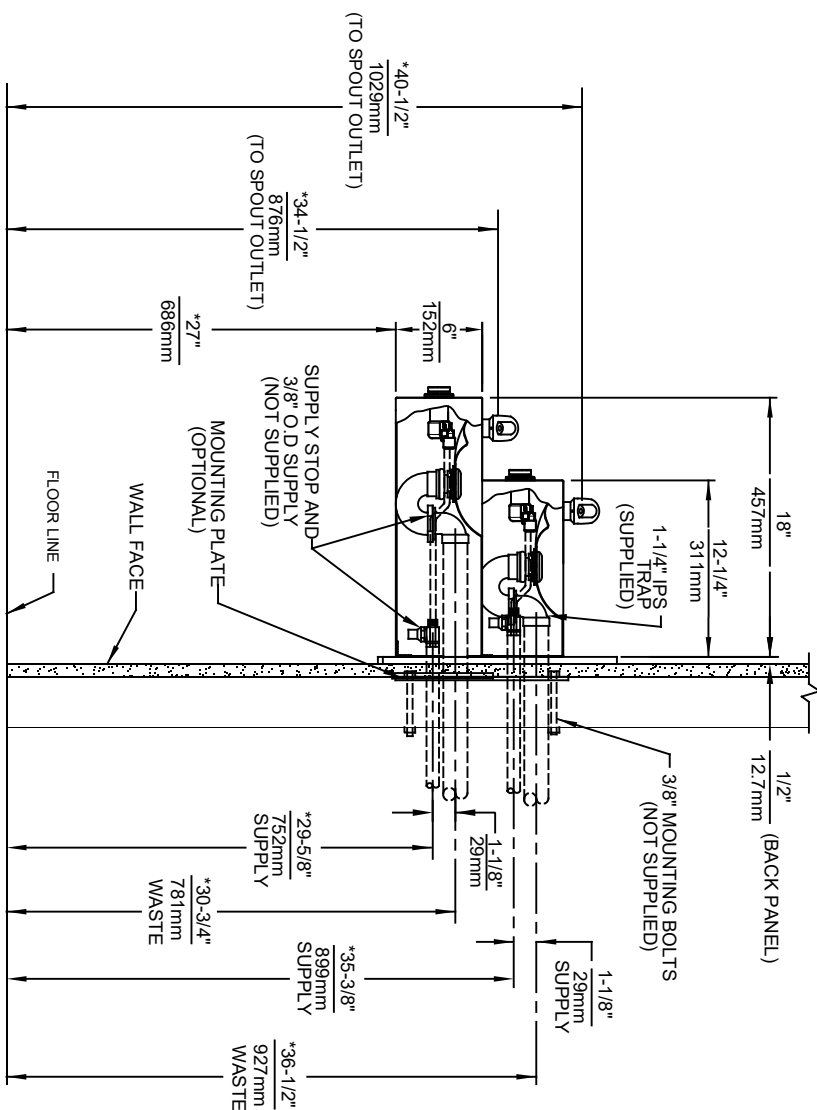
APPLICATIONS

Perfect for either public or private indoor/outdoor settings, Model 1119.14B is a great fit in areas where aesthetics are important to the overall appeal of the architecture. This series is precisely mounted, making it a nice addition to any surrounding. Beautiful satin finish helps to maintain the fountains overall appeal so it always remains looking as new as it did when it was installed. Specifically, this type of wall mounted drinking fountain may be placed in settings such as: schools and other locations in and around office buildings where the temperature remains above freezing. Model meets all current Federal Regulations for the disabled including those in the Americans with Disabilities Act. Haws manufactures drinking fountains, faucets and electric water coolers to be lead-free by all known definitions including NSF/ANSI/CAN 61-Section 9, NSF/ANSI/CAN 372, California Proposition 65, and the Federal Safe Drinking Water Act. Product is compliant to California Health and Safety Code 116875 (AB 1953-2006), and 116876 (AB 100) "NSF/ANSI/CAN 61: Q ≤ 1".

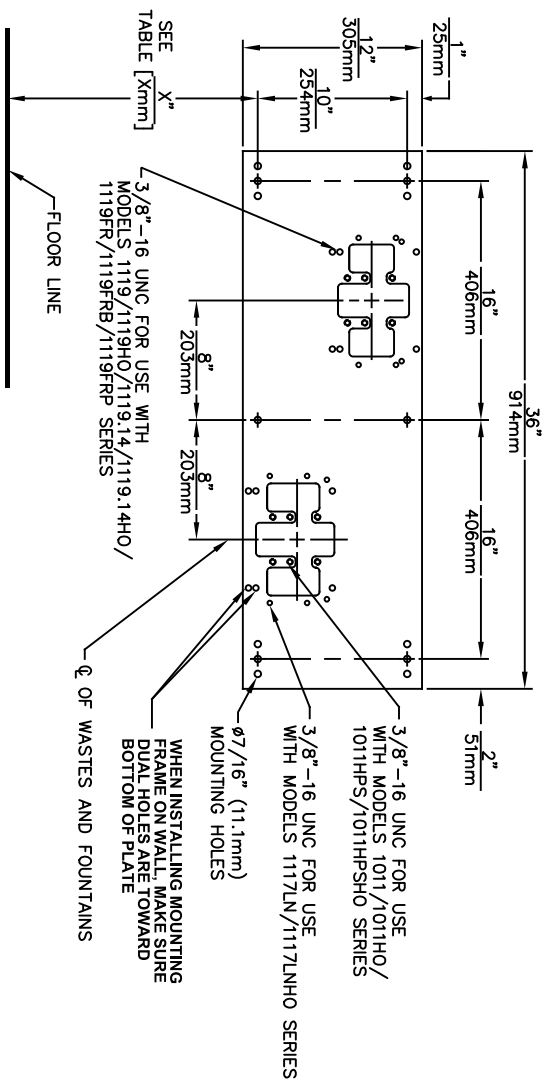




4 MAXIMUM ADJUSTABLE RANGE IS 15° FROM PARALLEL TO BACK OF WALL.

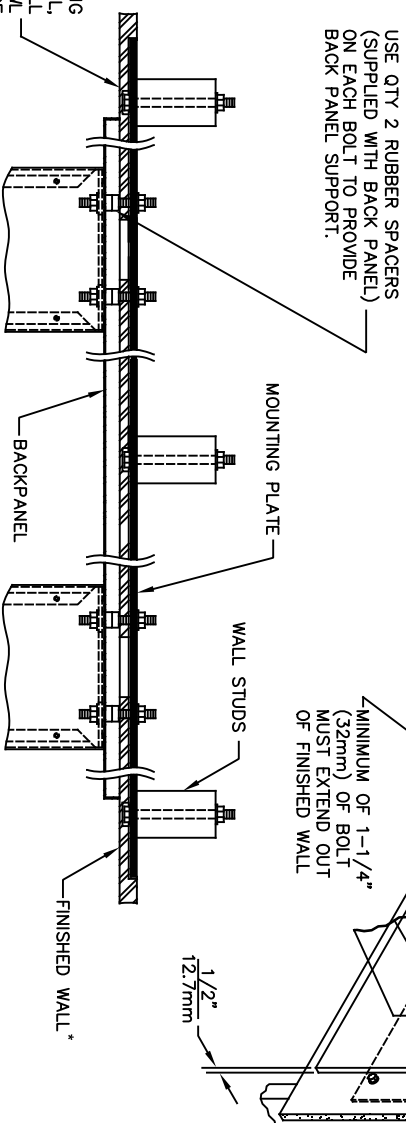
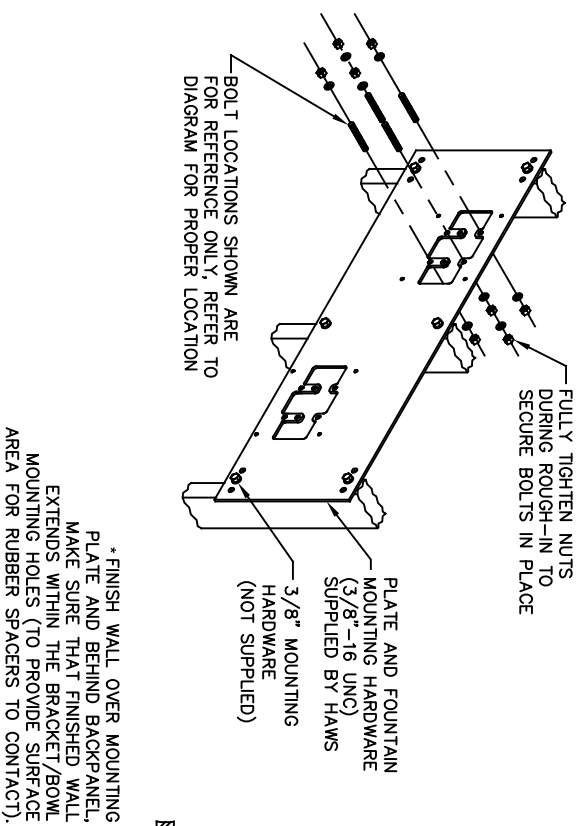


ECON NO.		REVISED PER:BY:		MODEL(S)		PART NUMBER	
ECON 5741		FY		1119.14		0002076717.E	
DRAWN:		DATE:		CHKD:		REVISION	
F. VASQUEZ		04/01/04		BJM		21	
APPROVED:		DATE:		INSTALLATION		SIZE: A	
FY		11/1/21		SCALE: 1:14		SHEET 1 OF 1	



MODEL	
DIMENSION	1011/HO/HPS
"X"	25-1/2" [648mm]
LOWER SUPPLY	28-3/4" [730mm]
LOWER WASTE	27-7/8" [708mm]
UPPER SUPPLY	33-3/4" [857mm]
UPPER WASTE	32-7/8" [835mm]
MODEL	
DIMENSION	1119/HO
"X"	27-5/8" [702mm]
LOWER SUPPLY	29-5/8" [752mm]
LOWER WASTE	30-3/4" [781mm]
UPPER SUPPLY	35-3/8" [905mm]
UPPER WASTE	36-1/2" [927mm]
MODEL	
DIMENSION	1119FR
"X"	27-5/8" [702mm]
SUPPLY	SEE FREEZE VALVE
WASTE	ROUGH-IN

MODEL	
DIMENSION	1117/HO
"X"	27" [686mm]
LOWER SUPPLY	29-1/2" [749mm]
LOWER WASTE	29-1/4" [743mm]
UPPER SUPPLY	35-1/2" [902mm]
UPPER WASTE	35-1/4" [895mm]



TOP VIEW

CAUTION

REGARDING CONCRETE/MASONRY WALL MOUNTING: DO NOT SECURE MOUNTING PLATE TO SAME SIDE OF WALL AS POUNTAIN. AVOID COMPROMISING INTEGRITY OF WALL WHEN ANCHORING FOUNTAIN. IT IS RECOMMENDED THAT INSTALLER CALL TECHNICAL SUPPORT IF THERE ARE ANY QUESTIONS AS TO HOW TO OBTAIN A PROPER ANCHOR IN CONCRETE/MASONRY WALLS. 1-800-766-5612

Haus Since 1906		1455 KLEPPE LANE SPARKS, NEVADA 89431 (775) 359-4712 FAX (775) 359-7424 E-MAIL: HAWS@HAWMSCO.COM WEBSITE: WWW.HAWMSCO.COM	
ECON NO.	REVISED PER:	MODEL(S)	PART NUMBER
DRAWN:	ECON 6148		0002080023
C.L.	DATE: 04-29-93	6700.4	REVISION
F.V.	DATE: 02/11/95		20
SCALE:	N/A	DRAWING TYPE:	SHEET A OF 1
		INSTALLATION	