



model BTL1001

Bottle Stand Retrofit Kit

FEATURES & BENEFITS

OPTIONS

For more information, visit www.hawsco.com or call (888) 640-4297.




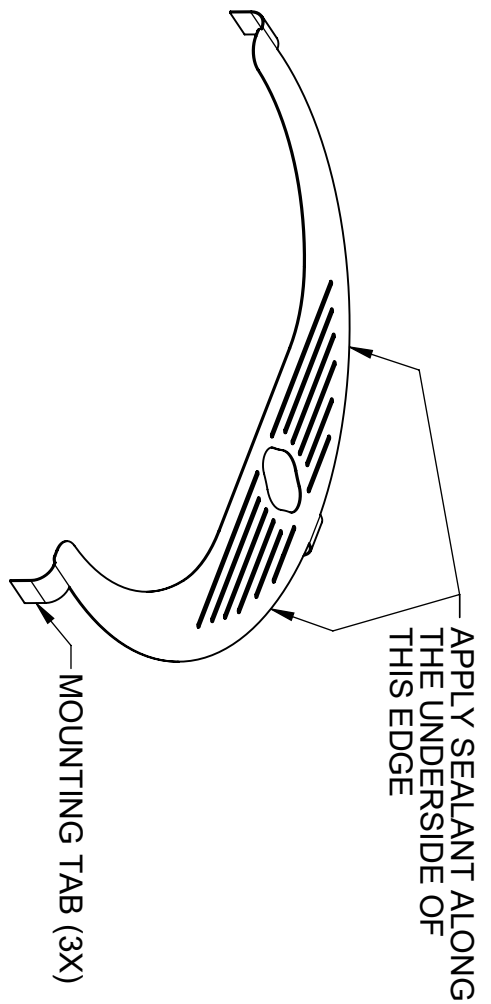
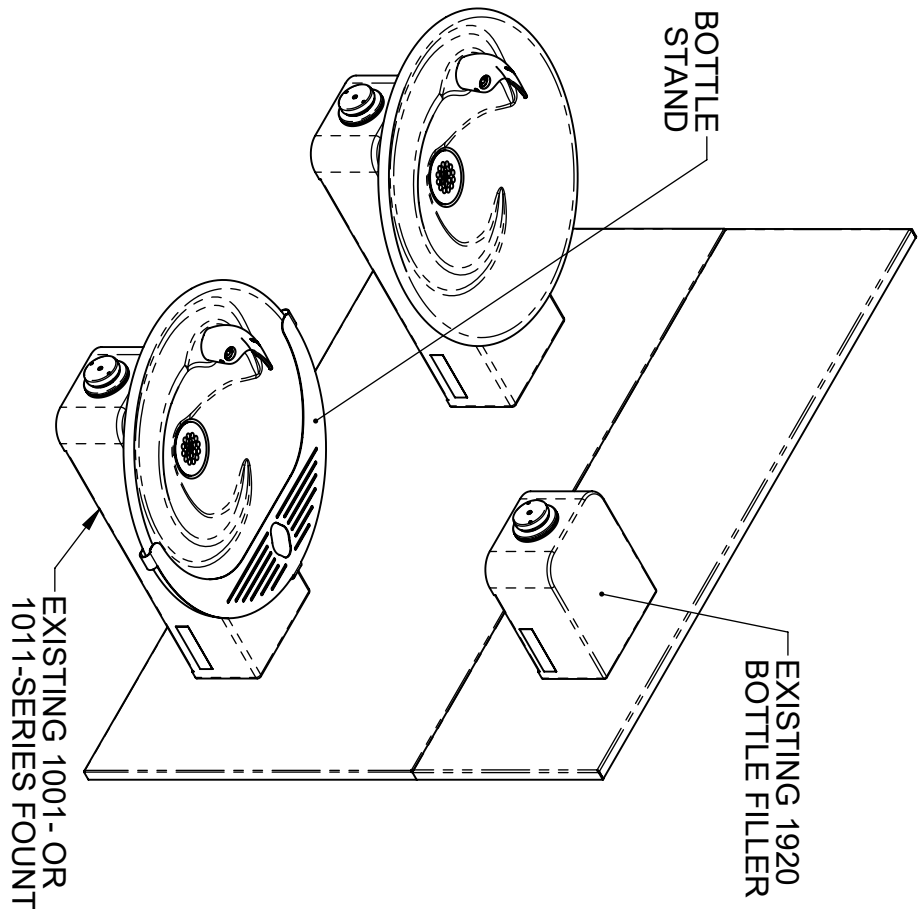
SPECIFICATIONS

The Haws BTL1001 is an add-on bottle stand for the 1001/1011 series drinking fountains with the 1920 bottle filler installed. Once installed, the user can place their bottle on the stand allowing the bottle to be filled with one hand (either by using the push button, or the motion-activated operation). The stand is made of 304 stainless-steel with a satin finish, and is easily installed.

APPLICATIONS

INSTALLATION:

1. BEFORE PLACING THE BOTTLE STAND ONTO AN EXISTING 1001 - OR 1011-SERIES FOUNTAIN BOWL:
 - USE PLIERS TO BEND THE 3 BOTTLE STAND MOUNTING TABS INTO A "C" SHAPE.
 - APPLY A SMALL QUANTITY OF SEALANT (PLUMBER'S PUTTY OR SILICONE - NOT SUPPLIED) ALONG THE BACK EDGE OF THE UNDERSIDE OF THE BOTTLE STAND. THIS WILL HELP PREVENT WATER FROM SPLASHING OUTWARD.
2. SLIDE THE BOTTLE STAND ONTO THE BACK OF THE BOWL AS SHOWN, PULLING IT FULLY FORWARD.
3. BEND THE MOUNTING TABS AROUND THE LIP OF THE BOWL TO SECURE THE BOTTLE STAND FIRMLY.
4. WIPE OFF ANY EXCESS SEALANT.



1455 KLEPPE LANE
 SPARKS, NEVADA 89431
 (775) 359-4712 FAX (775) 359-7424
 E-MAIL: HAWS@HAWSCCO.COM
 WEBSITE: WWW.HAWSCCO.COM

ENR	REV/ECN	BY	MODEL(S)	PART NUMBER
5794	01/27/22	JL	BTL1001	0510002050
DRAWN	DATE	CHK'D		REVISION
01/27/22	01/27/22	JS/PL		1
APPROVED	DATE	SCALE	DRAWING TYPE	SHEET 1 OF 1
	09/29/22	1:8	INSTALLATION	