

FEATURES & BENEFITS

CONSTRUCTION

Heavy-duty cast-iron ADA accessible bowl with a glossy white enamel finish is designed for the toughest of applications, and at the same time is gentle to all users with its soft rounded corners. Unit also ships with vandal-resistant bottom plates to provide added peace of mind.

BOTTLE FILLER

Powder-coated white 14-gauge Type 304 stainless steel bottle filler housing with touchless operation and 1 gpm (3.78 L) laminar flow with 30-second obstruction time-out.

BUBBLER HEADS

Polished chrome-plated brass bubbler heads with integral laminar flow prevents splashing while providing a superior flow pattern. The integral 11/16" dia. basin shank and stainless anti-rotation roll pin for vandal resistance strength. Shielded, angled stream opening provides a steady source of drinking water at .45 gpm.

FOUNTAIN VALVES

Fountain incorporates touchless sensor operated stainless steel solenoid valves controlled by a transformer for hands free operation. A pressure regulator is used to adjust the bubbler flow according to incoming water pressures.

VANDAL RESISTANT

The bubbler heads, sensors, drain strainers and bottom plates are locked in place, discouraging unwanted vandal tampering, and 30-second obstruction time-out to reduce tampering of sensors.

MOUNTING

3/16" (.47 cm) thick steel mounting plate is larger, thicker and stronger than any other plate in the industry, and shall include the all-thread studs, nuts, and washers which allows for easy installation to a framed wall.

OPTIONS

- Mounting Plate: Model 6700 in-wall mounting plate for model 1920W.
- Mounting Plate: Model 6700R on-wall mounting plate for model 1920W.
- Support Frame: Model 6800 In-wall floor mounted fixture support legs, welded steel 4-bolt floor flanges, and supplied with 'U' bolts and hardware.
- Bottle Filler Stand: Model BTL1311, add-on stainless steel stand to place bottle on when 1920 bottle filler is used.

For more information, visit www.hawsco.com or call (888) 640-4297.



REQUIRED MODELS

1501HO2 / 6715 / 1920WHO / BP32W

Order these items to make up Model 1501HO2-1920WHO enameled iron fountain with white stainless steel back panel, bottle filler with white stainless steel back plate, and fountain mounting plate shown above.

FOR INDOOR USE ONLY

SPECIFICATIONS

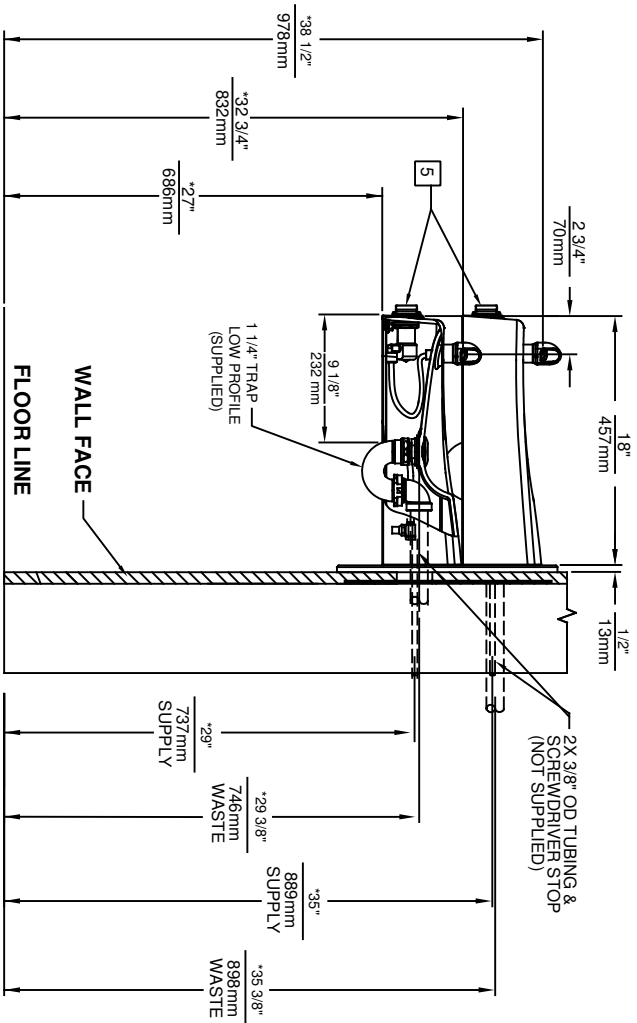
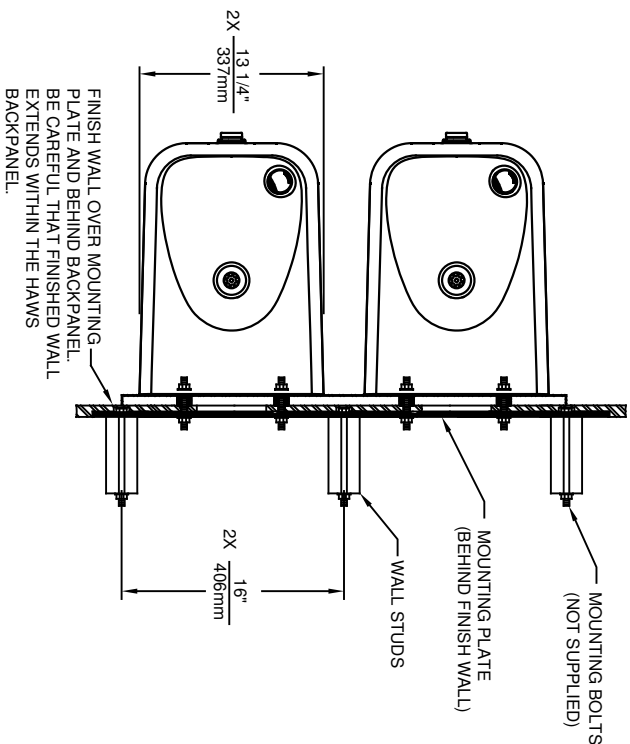
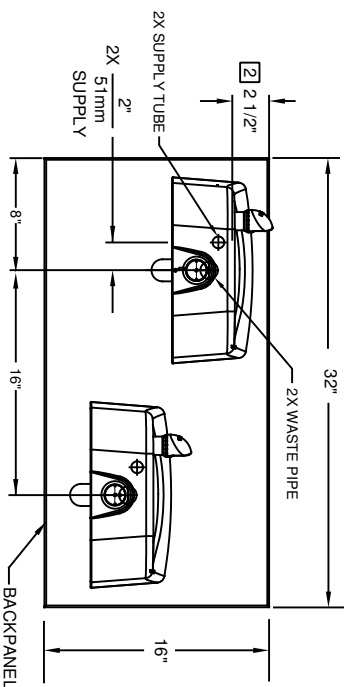
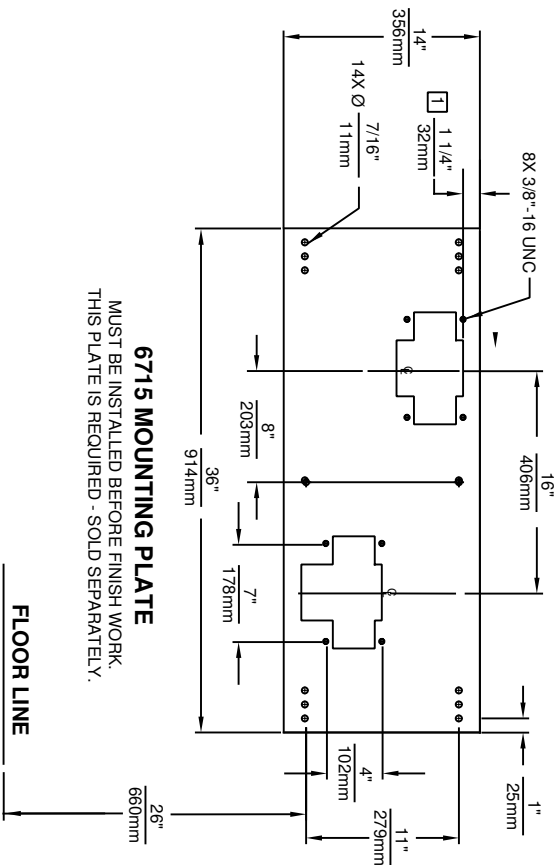
Model 1501HO2-1920WHO vandal-resistant wall-mounted ADA motion-activated push button drinking fountain and bottle filler shall include dual white enameled-iron basins, touchless sensor operated stainless steel solenoid valves controlled by a transformer, 100% lead-free waterways, polished chrome-plated brass vandal resistant bubbler heads, polished chrome-plated brass vandal resistant waste strainers, vandal-resistant bottom plates, white powder coated stainless steel back panel and 1-1/4" NPT traps. Model meets all current Federal Regulations for the disabled including those in the Americans with Disabilities Act. Manufactured to be lead-free by all known definitions including NSF/ANSI/CAN 61-Section 9, NSF/ANSI/ CAN 372, California Proposition 65, and the Federal Safe Drinking Water Act. Product is compliant to California Health and Safety Code 116875 (AB 1953-2006), and 116876 (AB 100) "NSF/ANSI/CAN 61: Q ≤ 1".

The bottle filler requires a mounting plate; either the Haws model 6700 in-wall or the 6700R on-wall support plate.



NOTES:

- 1 1 1/4" DIM TO SLOTTED OPENING ON THE MOUNTING PLATE MUST BE ON THE TOP LEFT HAND SIDE WHEN INSTALLED.
- 2 2 1/2" DIM TO SLOTTED OPENING ON THE BACKPANEL MUST BE ON TOP LEFT HAND SIDE WHEN INSTALLED.
- 3 HOLD ROUGH-IN DIMENSIONS ± 1/4" (6.4MM).
4. WHEN INSTALLING THIS UNIT, LOCAL, STATE, OR FEDERAL CODES SHOULD BE ADHERED TO. FOR INSTALLATION HEIGHTS OTHER THAN SHOWN, DIMENSIONS MARKED (?) MUST BE ADJUSTED ACCORDINGLY.
- 5 REFER TO 5874 SERIES OPERATION AND MAINTENANCE MANUAL FOR PUSH BUTTON AND VALVE INSTALLATION/MAINTENANCE INSTRUCTIONS.



Haws

1459 KLEPPE LANE

SPARKS, NEVADA 89431

(775) 359-4712 FAX (775) 359-7424

E-MAIL: HAWS@HAWSCO.COM

WEBSITE: WWW.HAWSCO.COM

MODEL(S)

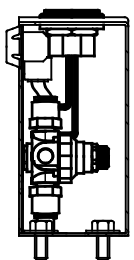
1501

ECN NO. REVISED PER BY:	ECN NO. 527	CHKD. FV	DATE: 08/25/15	DP	SCALE: 1:1	DRAWING TYPE: INSTALLATION	SIZE: A	SHEET: 1 OF 1
DRAWN: HM	DATE: 08/25/15	CHKD. DP	DATE: 08/25/15	DP	SCALE: 1:1	DRAWING TYPE: INSTALLATION	SIZE: A	SHEET: 1 OF 1
APPROVED: FV	DATE: 04/02/20	SCALE: 1:1	DRAWING TYPE: INSTALLATION	SIZE: A	SHEET: 1 OF 1	REVISION: 5	PART NUMBER 0510000047.D	

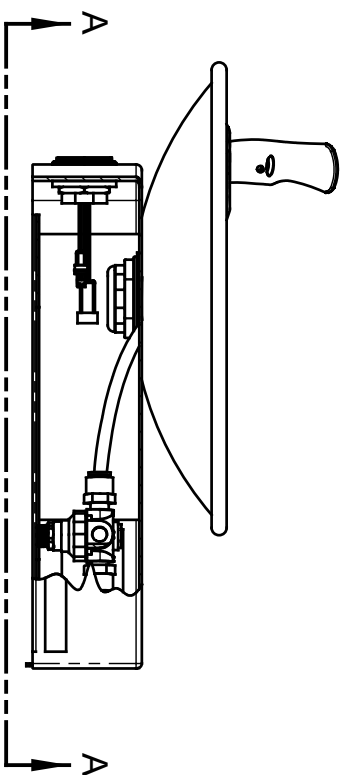
NOTES:

- 2RKHO.P AND 2RKHO.H RETROFIT KITS ALLOW INDOOR FOUNTAINS TO BE CONVERTED FROM A HAWS 5874 PUSH BUTTON VALVE TO HANDS-OFF (TOUCHLESS) OPERATION. FOUNTAINS (NOT SUPPLIED) MAY BE MOUNTED ON THE EXTERNAL WALL OF A BUILDING PROVIDED THE TRANSFORMER SHALL BE MOUNTED INSIDE THE WALL AND PROTECTED FROM WATER AS SHOWN IN THIS INSTALLATION PER NEC/CEC AND LOCAL CODE. AVOID DIRECT CONTACT WITH SUNLIGHT ON THE SENSOR LENS.
- RETROFIT KIT MODEL:
2RKHO.P: INDOOR HO RETRO-FIT KIT (INCLUDES 2X HO SENSOR WITH MOUNTING HARDWARE, 2X SOLENOID VALVE, 2X REGULATOR, WIRE SPLITTER, AND 100-240V PLUG-IN TRANSFORMER - SEE SHEET 2).
2RKHO.H: INDOOR HO RETRO-FIT KIT (INCLUDES 2X HO SENSOR WITH MOUNTING HARDWARE, 2X SOLENOID VALVE, 2X REGULATOR, WIRE SPLITTER, AND 100-277V HARDWIRE TRANSFORMER - SEE SHEET 3).
- 2RKHO.P REQUIRES 100-240VAC POWER CONNECTION. 2RKHO.H REQUIRES 100-277V POWER CONNECTION.
- TRANSFORMERS MUST BE MOUNTED SUCH THAT THEY ARE PROTECTED FROM WATER.
- 2RKHO.P TRANSFORMER IS COMPATIBLE WITH TYPE A AND TYPE B NORTH AMERICAN ELECTRICAL OUTLETS. FOR OTHER RECEPTACLE TYPES, AN ADAPTER (NOT SUPPLIED) MUST BE PROVIDED BY OTHERS.

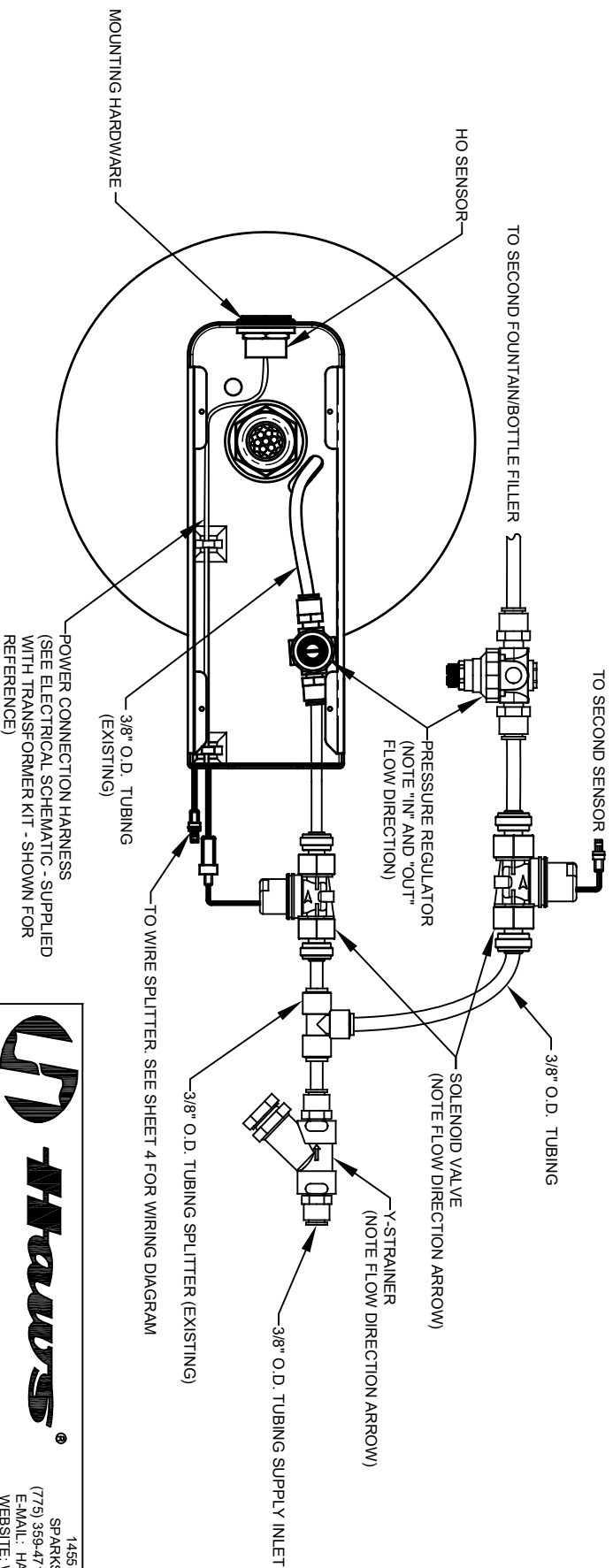
(NOTES CONTINUED ON SHEET 4)



EXAMPLE 1920 BOTTLE FILLER INSTALLATION



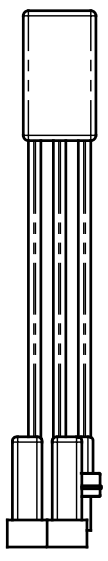
EXAMPLE 1011 FOUNTAIN INSTALLATION



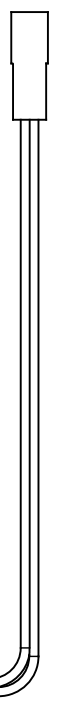
VIEW A - A

(BOTTOM PLATE OMITTED FOR CLARITY)

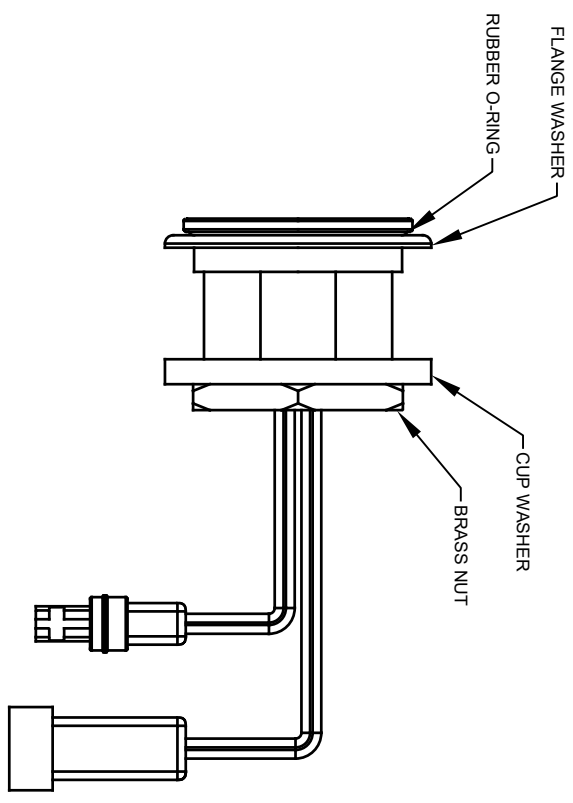
		MODEL(S)		2RKHO.P / 2RKHO.H	
HAWS		DUAL HANDS-OFF RETRO-FIT KIT			
1456 KLEPPE LANE SPARKS, NEVADA, 89431 (775) 359-4712 FAX (775) 359-7424 E-MAIL: HAWS@HAWSCO.COM WEBSITE: WWW.HAWSCO.COM		ECN NO. REVISED PER BY:		PART NUMBER	
5849		ECN: 5749		0580001156.D	
DRAWN: BLM		DATE: 02/10/21		REVISION: 4	
APPROVED: BLM		DATE: 10/28/21		SCALE: N/A	
		DRAWING TYPE: INSTALLATION		SIZE: A	
				SHEET 1 OF 4	



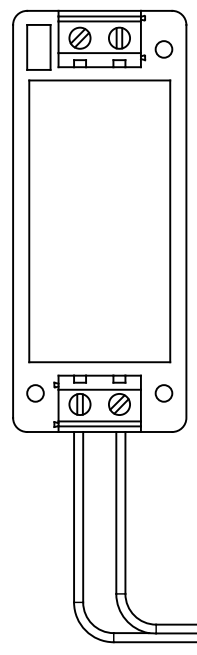
DUAL POWER SPLITTER



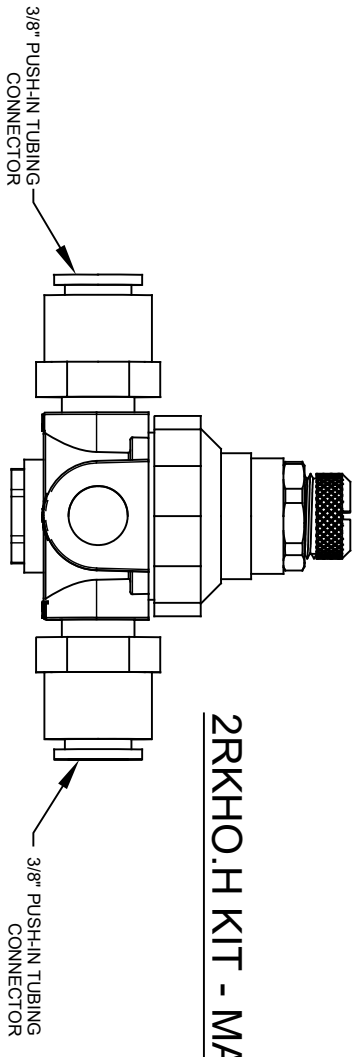
HARDWARE TRANSFORMER
VRKH08



HO SENSOR ASSEMBLY (2X)
VRKH06

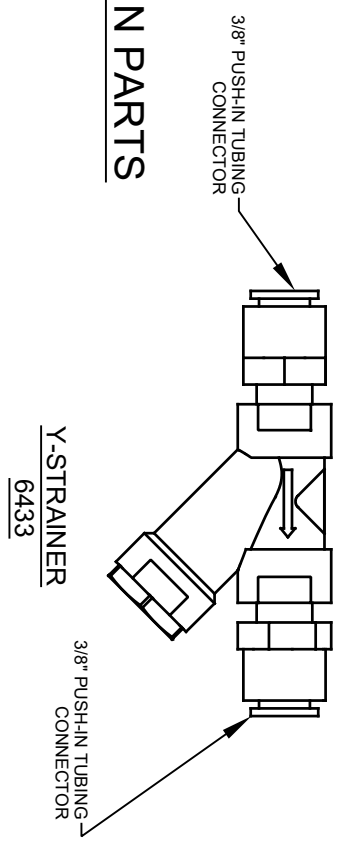


SOLENOID VALVE ASSEMBLY (2X)
VRKH05



VALVE REGULATOR (2X)
5867

2RKHO.H KIT - MAIN PARTS



Y-STRAINER
6433

		Haws	
1456 KLEPPE LANE SPARKS, NEVADA 89431 (775) 359-4712 FAX (775) 359-7424 E-MAIL: HAWS@HAWSCO.COM WEBSITE: WWW.HAWSCO.COM			
ECN NO. REVISED PER BY:	5849	DATE:	02/10/21
APPROVED:	B.M.	DATE:	10/20/21
MODEL(S)	2RKHO.P / 2RKHO.H		
DUAL HANDS-OFF RETRO-FIT KIT	SCALE: N/A DRAWING TYPE: INSTALLATION		
PART NUMBER	0580001156.D		
REVISION	4		
SHEET	3 OF 4		