

FEATURES & BENEFITS

ACTIVATION

Sanitary activation for enhanced hygienic hydration in public places where pushing a valve button is not recommended.

SENSOR

Mechanical valve is replaced by infrared sensor technology for reliable operation.

TOUCHLESS OPERATION

Touchless electric sensor allows for hands-free operation with a simple front motion, eliminating the need for manual activation.

INSTALLATION


Easy to follow instructions provides quick in-field installation to change a fountain or bottle filler to sensor operation.

SYSTEM CERTIFIED

System is certified to NSF61 and the California health and safety code 116875 (AB 1953).

TAMPER RESISTANT

30-second obstruction time-out to reduce tampering of sensor.



SPECIFICATIONS

The Haws 3RKHO.H sensor retrofit kit includes electric solenoid valves controlled by sensors that will convert most Haws standard push button operated wall-mounted dual station drinking fountains and the 1920 bottle filler combination to be a touchless system which allows these products to be operated hands-free. Each kit contains touchless, motion activated sensors with 30-second obstruction time-out that activate stainless steel solenoid valves to start the flow of water, valve regulators to control the amount of water delivered to the fountain or bottle filler, and a hard-wired in transformer (mounted inside a wall, away from water).

FOR INDOOR USE ONLY

APPLICATIONS

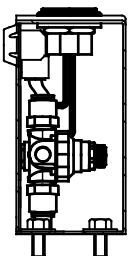
Specifically, this kit will work with Haws models: 1011, 1011HPS, 1011HPSMS, 1011MS, 1117L, 1117LN, 1119, 1119.14, 1501, H1011.8, H1011.8HPS, H1117.8 and H1119.8, when using the 1920 bottle filler combination (not intended for freeze-resistant models). Haws manufactures drinking fountains, faucets and electric water coolers to be lead-free by all known definitions including NSF/ANSI/CAN 61- Section 9, NSF/ANSI/CAN 372, California Proposition 65, and the Federal Safe Drinking Water Act. Product is compliant to California Health and Safety Code 116875 (AB 1953-2006), and NSF/ANSI/CAN 61: Q ≤ 0.5.

For more information, visit www.hawsco.com or call (888) 640-4297.

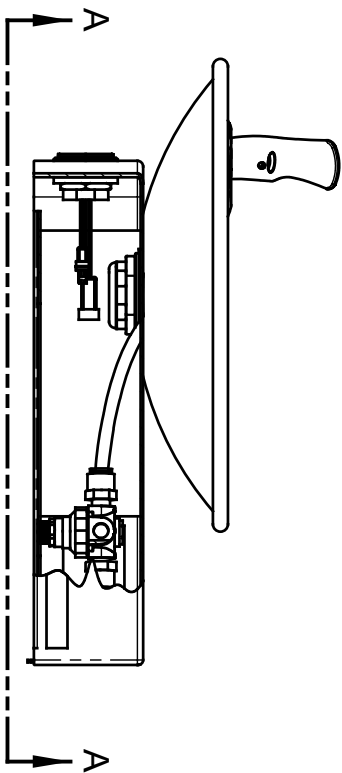
NOTES:

- 3RKHO.P AND 3RKHO.H RETROFIT KITS ALLOW INDOOR FOUNTAINS TO BE CONVERTED FROM A HAWS 587.4 PUSH BUTTON VALVE TO HANDS-OFF (TOUCHLESS) OPERATION. FOUNTAINS (NOT SUPPLIED) MAY BE MOUNTED ON THE EXTERNAL WALL OF A BUILDING PROVIDED THE TRANSFORMER SHALL BE MOUNTED INSIDE THE WALL AND PROTECTED FROM WATER AS SHOWN IN THIS INSTALLATION PER NEC/CEC AND LOCAL CODE. AVOID DIRECT CONTACT WITH SUNLIGHT ON THE SENSOR LENS.
- RETROFIT KIT MODEL:
 3RKHO.P: TRIPLE INDOOR HO RETRO-FIT KIT (INCLUDES 3X HO SENSOR WITH MOUNTING HARDWARE, 3X SOLENOID VALVE, 3X REGULATOR, WIRE SPLITTER, AND 100-240V PLUG-IN TRANSFORMER - SEE SHEET 2).
 3RKHO.H: TRIPLE INDOOR HO RETRO-FIT KIT (INCLUDES 3X HO SENSOR WITH MOUNTING HARDWARE, 3X SOLENOID VALVE, 3X REGULATOR, WIRE SPLITTER, AND 100-277V HARDWIRE TRANSFORMER - SEE SHEET 3).
 3RKHO.P REQUIRES 100-240VAC POWER CONNECTION. 3RKHO.H REQUIRES 100-277V POWER CONNECTION.
- TRANSFORMERS MUST BE MOUNTED SUCH THAT THEY ARE PROTECTED FROM WATER.
- 3RKHO.P TRANSFORMER IS COMPATIBLE WITH TYPE A AND TYPE B NORTH AMERICAN ELECTRICAL OUTLETS. FOR OTHER RECEPTACLE TYPES, AN ADAPTER (NOT SUPPLIED) MUST BE PROVIDED BY OTHERS.

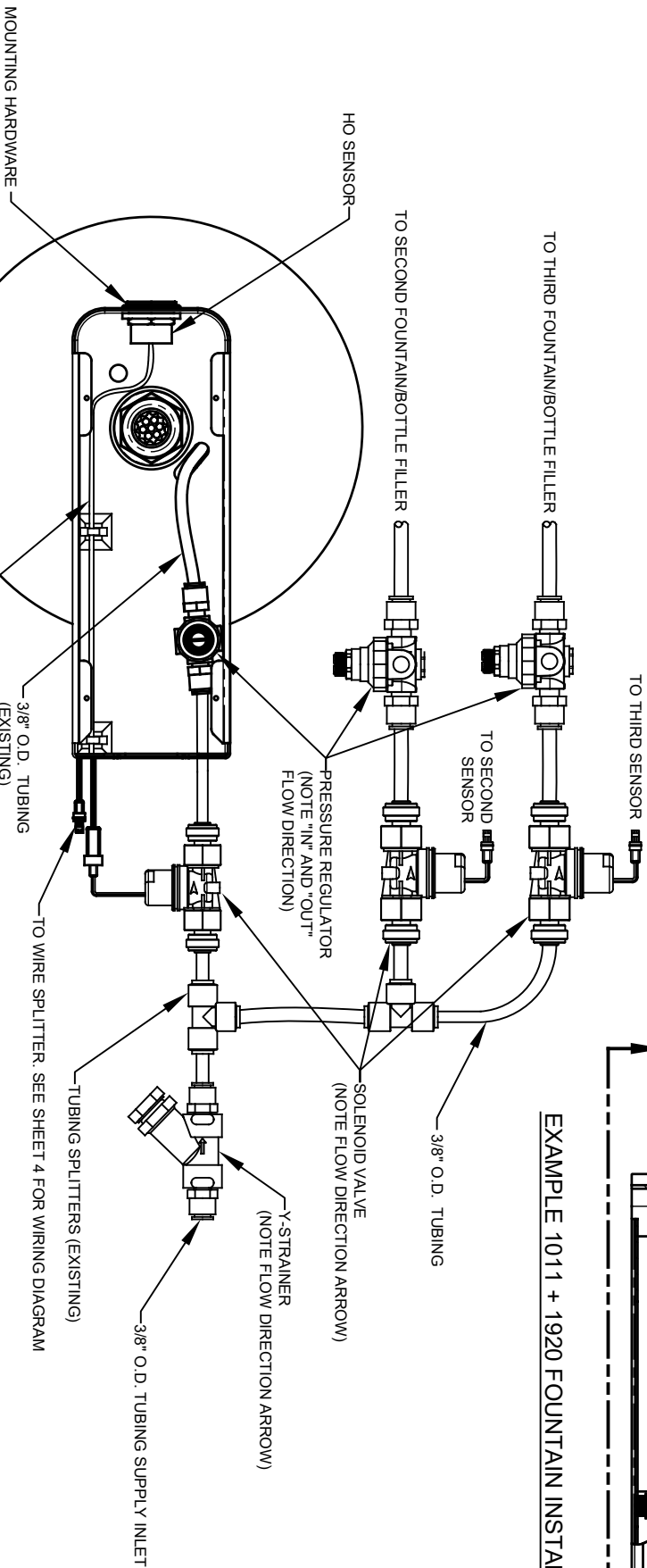
(NOTES CONTINUED ON SHEET 4)



EXAMPLE 1920 BOTTLE FILLER INSTALLATION

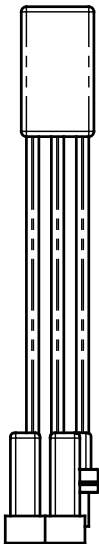


EXAMPLE 1011 + 1920 FOUNTAIN INSTALLATION

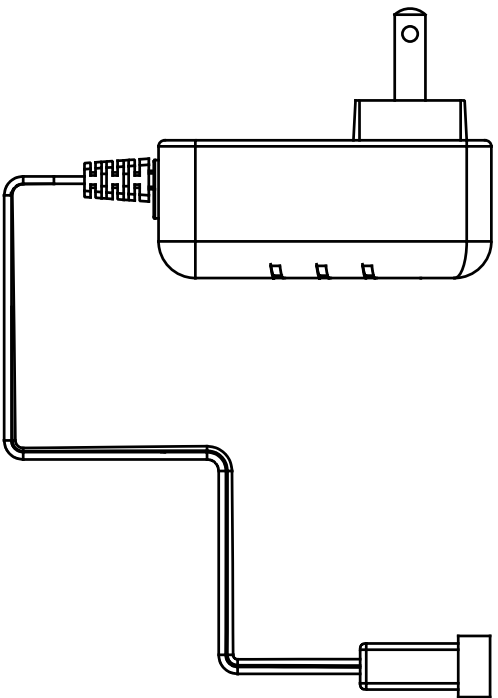


VIEW A - A
(BOTTOM PLATE OMITTED FOR CLARITY)

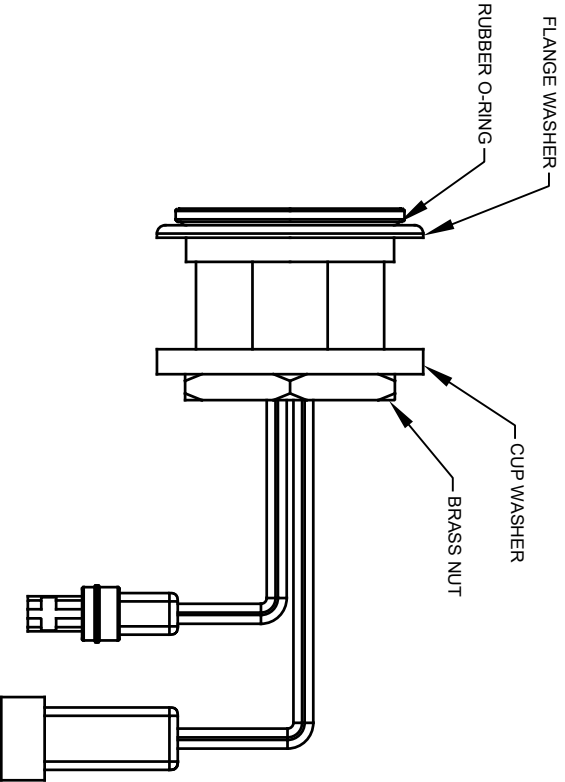
		MODEL(S)	
1456 KLEPPE LANE SPARKS, NEVADA, 89431 (775) 359-4712 FAX (775) 359-7424 E-MAIL: HAWS@HAWSCO.COM WEBSITE: WWW.HAWSCO.COM		3RKHO.P / 3RKHO.H TRIPLE HANDS-OFF RETRO-FIT KIT	
ECN NO. 5849	REVISED PERBY: 02/10/21	DATE: 10/20/21	SCALE: N/A
DRW: BLM	CHKD: EV	DATE: 10/20/21	DRAWING TYPE: INSTALLATION
APPROVED: BLM	DATE: 10/20/21	SCALE: N/A	DRAWING TYPE: INSTALLATION
PART NUMBER 0580001157.D		REVISION 4	



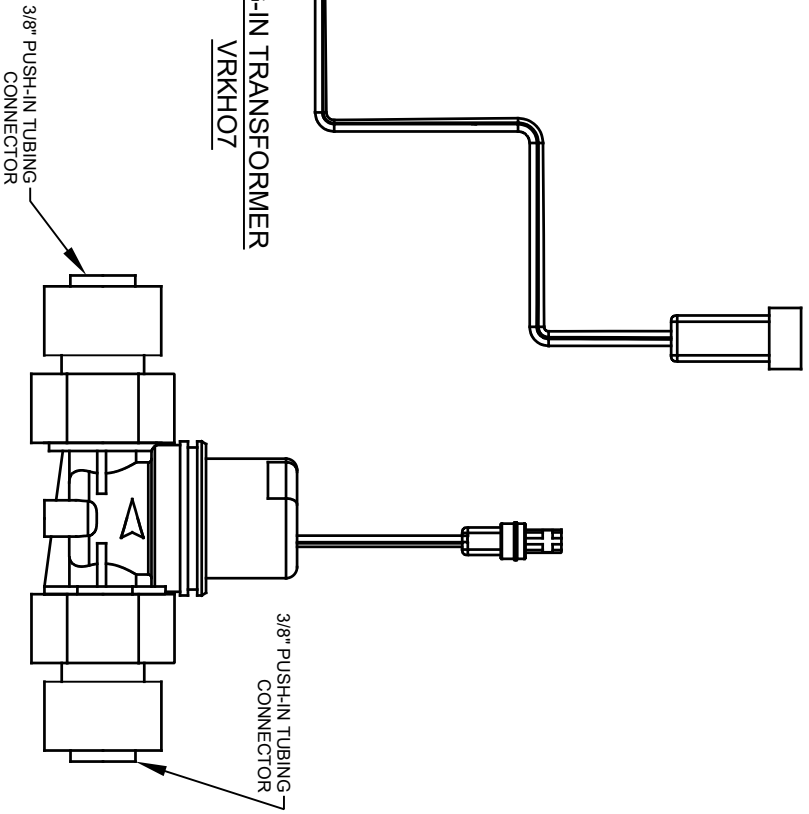
TRIPLE POWER SPLITTER



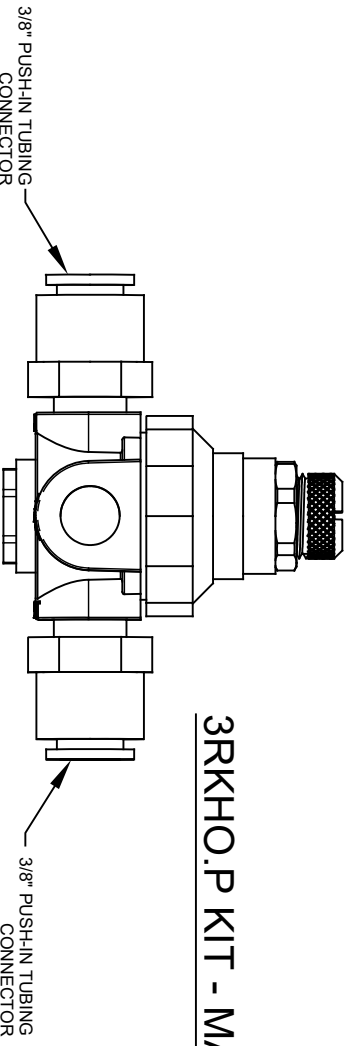
PLUG-IN TRANSFORMER
VRKH07



HO SENSOR ASSEMBLY (3X)
VRKH06

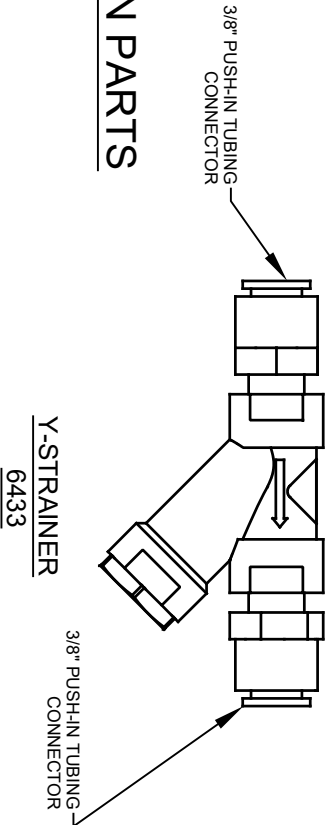


SOLENOID VALVE ASSEMBLY (3X)
VRKH05



VALVE REGULATOR (3X)
5867

3RKHO.P KIT - MAIN PARTS

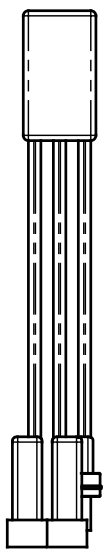


Y-STRAINER
6433

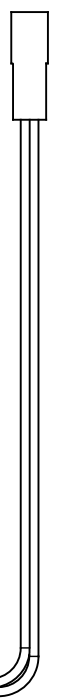


1459 KLEPPE LANE
SPARKS, NEVADA 89431
(775) 359-4712 FAX (775) 359-7424
E-MAIL: HAWS@HAWS.CO.COM
WEBSITE: WWW.HAWS.CO.COM

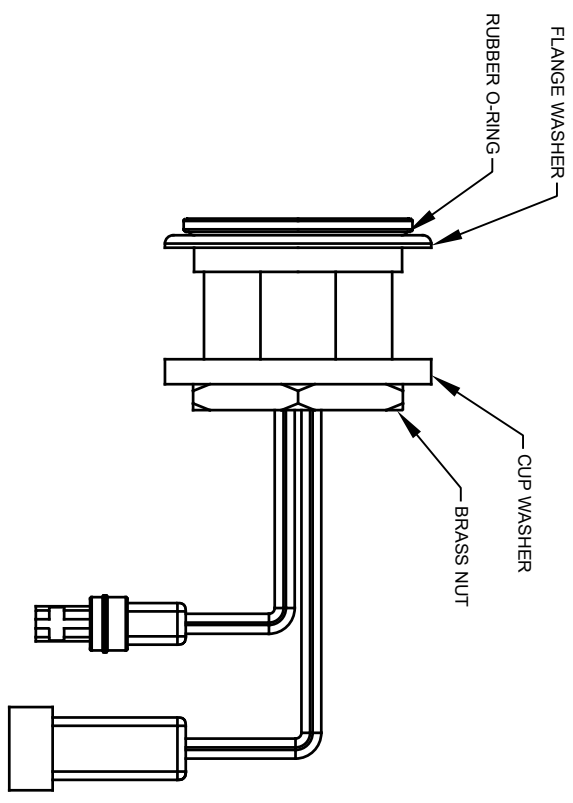
ECN NO. REVISED PER BY:	MODEL(S)	PART NUMBER
5849 5849	3RKHO.P / 3RKHO.H	0580001157.D
DATE: 02/10/21	TRIPLE HANDS-OFF RETRO-FIT KIT	REVISION: 4
APPROVED: BLM	SCALE: N/A	DRAWING TYPE: INSTALLATION
DATE: 10/20/21	SIZE: A	SHEET: 2 OF 4



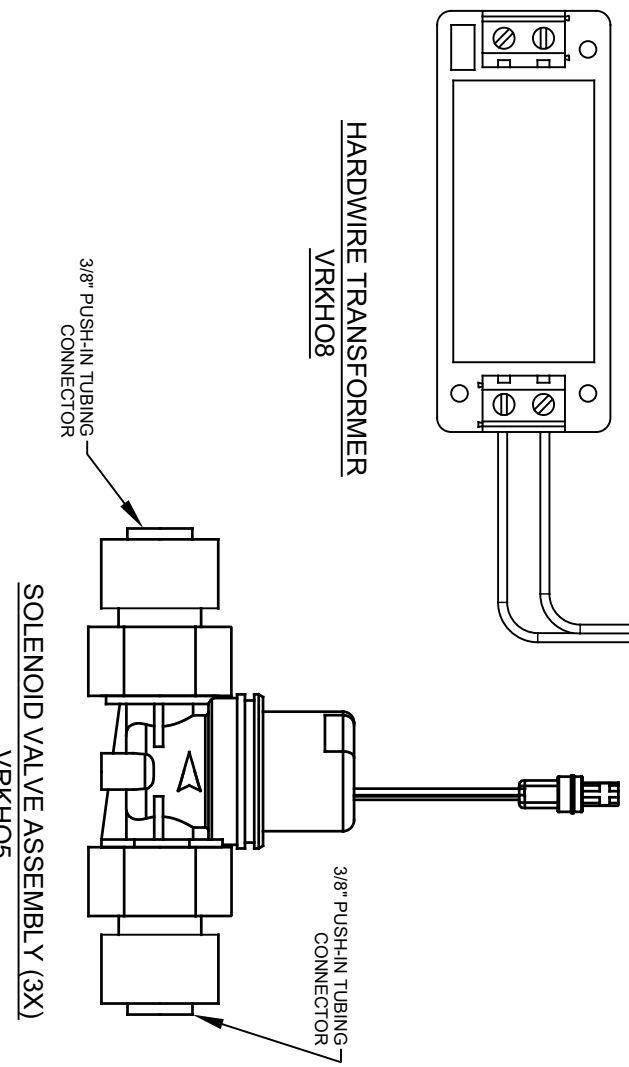
TRIPLE POWER SPLITTER



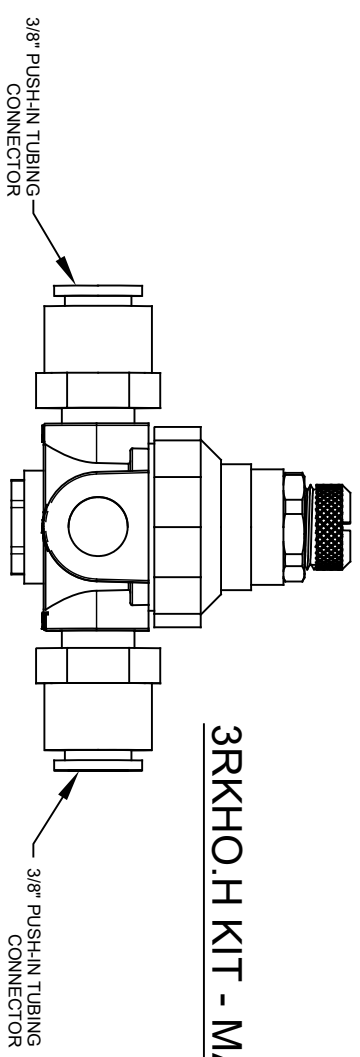
HARDWARE TRANSFORMER
VRKH08



HO SENSOR ASSEMBLY (3X)
VRKH06

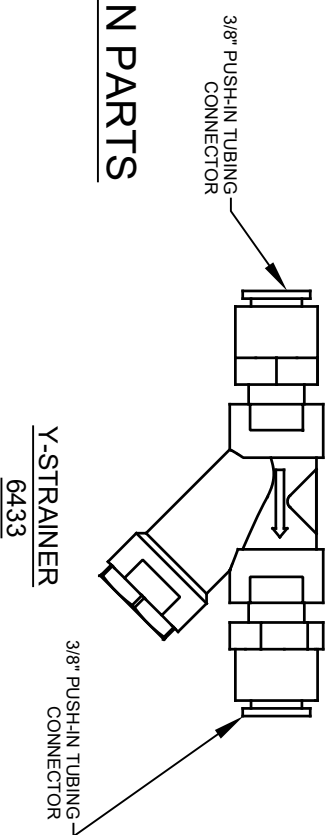


SOLENOID VALVE ASSEMBLY (3X)
VRKH05



VALVE REGULATOR (3X)
5867

3RKHO.H KIT - MAIN PARTS



Y-STRAINER
6433



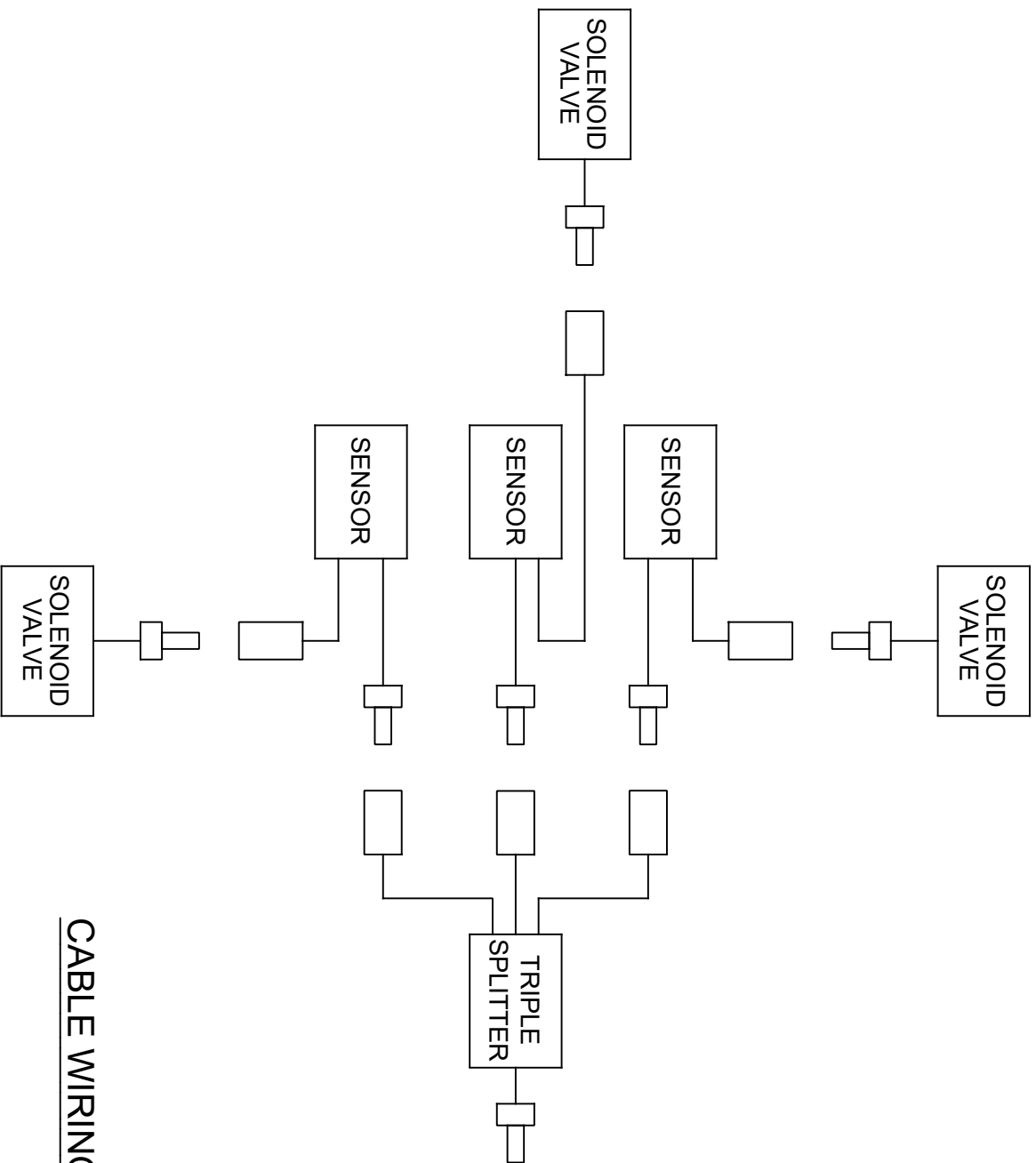
Haws

1456 KLEPPE LANE
SPARKS, NEVADA 89431
(775) 359-4712 FAX (775) 359-7424
E-MAIL: HAWS@HAWSCO.COM
WEBSITE: WWW.HAWSCO.COM

ECN NO. REVISED PER BY:	MODEL(S)	PART NUMBER
5849 5849	3RKHO.P / 3RKHO.H	0580001157.D
DATE: 02/10/21	TRIPLE HANDS-OFF RETRO-FIT KIT	REVISION: 4
DATE: 10/20/21	SCALE: N/A	SHEET 3 OF 4
APPROVED: BLM	DRAWING TYPE: INSTALLATION	

NOTES (CONTINUED FROM SHEET 1):

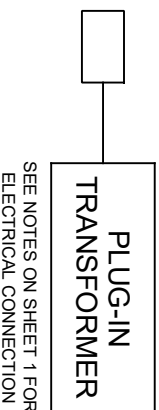
- 6. 3RKHO.H TRANSFORMER WIRE RANGE: 24-12 AWG
- 3RKHO.H TRANSFORMER TIGHTENING TORQUE: MAX 0.4 N*m



3RKHO.H TRANSFORMER



3RKHO.P TRANSFORMER



CABLE WIRING SCHEMATIC



Haws

1459 KLEPPE LANE
SPARKS, NEVADA, 89431
(775) 359-4712 FAX (775) 359-7424
E-MAIL: HAWS@HAWSCO.COM
WEBSITE: WWW.HAWSCO.COM

ECN NO. REVISED PER BY:	MODEL(S)	PART NUMBER
5849	3RKHO.P / 3RKHO.H	0580001157.D
DRWN: BJM	DATE: 02/10/21	REVISION: 4
CHKD: BJM	SCALE: N/A	SHEET 4 OF 4
APPROVED: BJM	DRAWING TYPE: TRIPLE HANDS-OFF RETRO-FIT KIT	INSTALLATION