

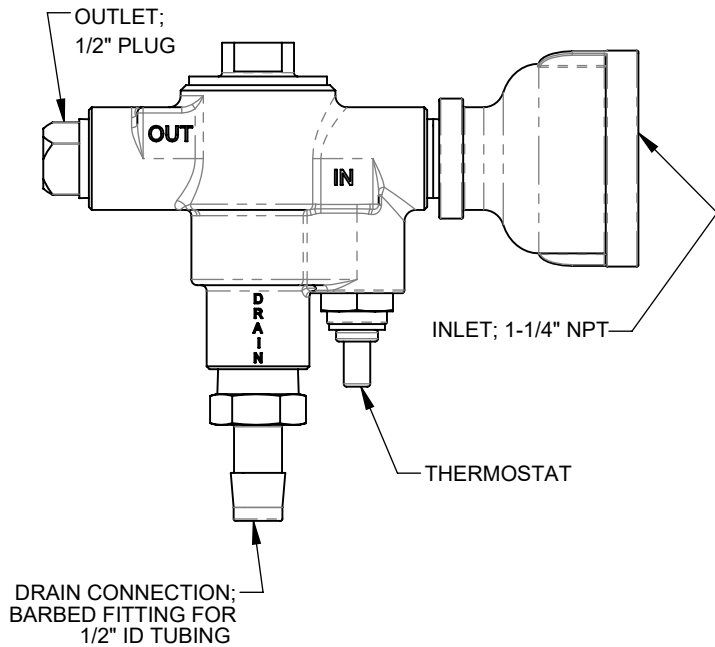
OPTIONAL FREEZE VALVE (8315CTFP.8 & 8315CTFP.220V.8 ONLY). FOR USE WITH THE SP121, SEE THE SP121 DOCUMENTATION

NOTES:

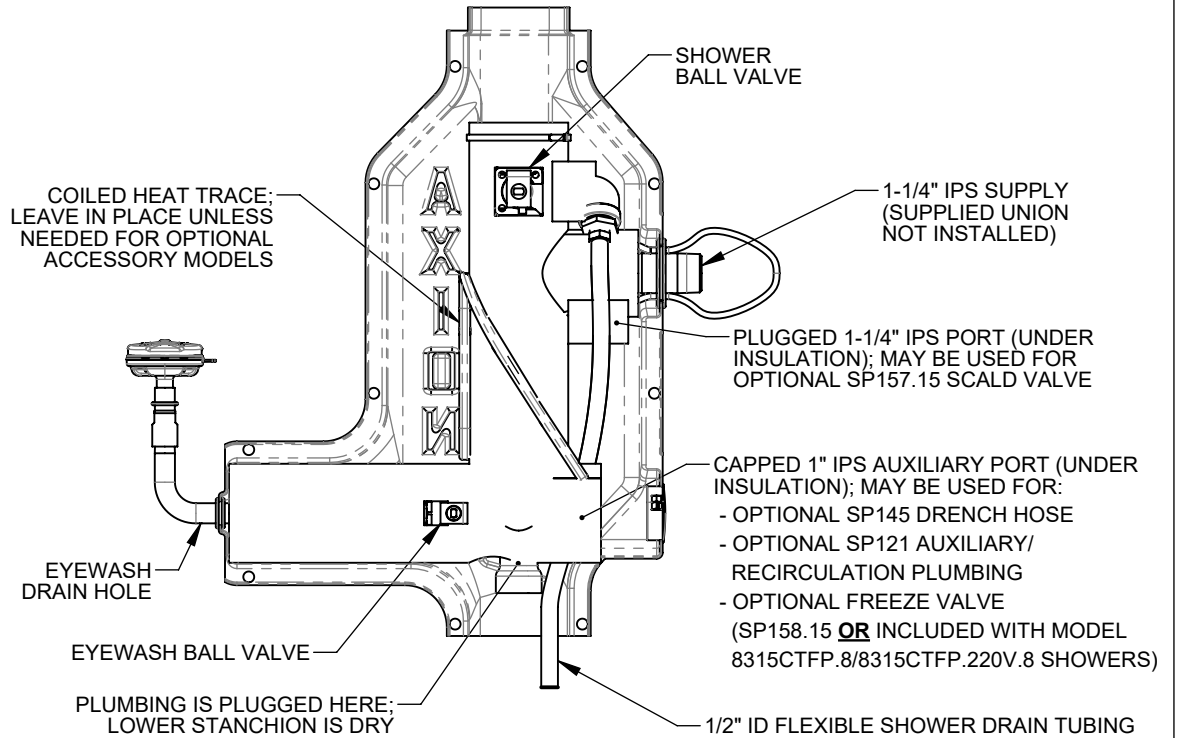
1. WHEN INSTALLING THIS UNIT, LOCAL, STATE, OR FEDERAL CODES SHOULD BE ADHERED TO FOR INSTALLATION DIMENSIONS (LOCATIONS) AND FOR WASTE AND SUPPLY DIMENSIONS OTHER THAN SHOWN.
2. TO COMPLY WITH ANSI Z358.1-2014 FOR EMERGENCY EYEWASH AND SHOWER EQUIPMENT:
 - UNIT SHALL BE INSTALLED IN ACCORDANCE WITH MANUFACTURER'S INSTRUCTIONS AND ACCEPTABLE PLUMBING PRACTICES.
 - EYEWASH STREAMS SHALL BE POSITIONED SUCH THAT STREAMS ARE 15.3 CM (6 IN.) MINIMUM FROM THE WALL OR NEAREST OBSTRUCTION AND, WHEN FLOWING AT 30-30.5 PSI, MEET ANSI GAUGE REQUIREMENTS BETWEEN 83.8 & 134.6 CM (33-53 IN) ABOVE FLOOR.
 - SHOWER SHALL BE POSITIONED SUCH THAT SHOWERHEAD IS BETWEEN 208.3 & 243.8 CM (82-96 IN.) FROM FLOOR.
 - SHOWER SPRAY PATTERN SHALL HAVE A MINIMUM DIAMETER OF 50.8 CM (20 IN.) AT 152.4 CM (60 IN.) ABOVE SURFACE ON WHICH USER STANDS, AND CENTER OF SPRAY PATTERN SHALL BE LOCATED AT LEAST 40.6 CM (16 IN.) FROM ANY OBSTRUCTION.
3. CERTAIN PRODUCT DIMENSIONS MAY VARY BY $\pm 1/2"$ [133mm] OR MORE.
4. **WARNING:** EYEWASH PLUMBING MUST BE INSTALLED LEVEL SO ALL WATER DOWNSTREAM OF THE BALL VALVE CAN DRAIN AFTER USE. FAILURE TO ENSURE DRAINAGE CAN ALLOW WATER TO POOL AND FREEZE, POTENTIALLY RESTRICTING EYEWASH FLOW OR NOT ALLOWING THE EYEWASH VALVE TO ACTUATE.

MOUNTING DETAIL A

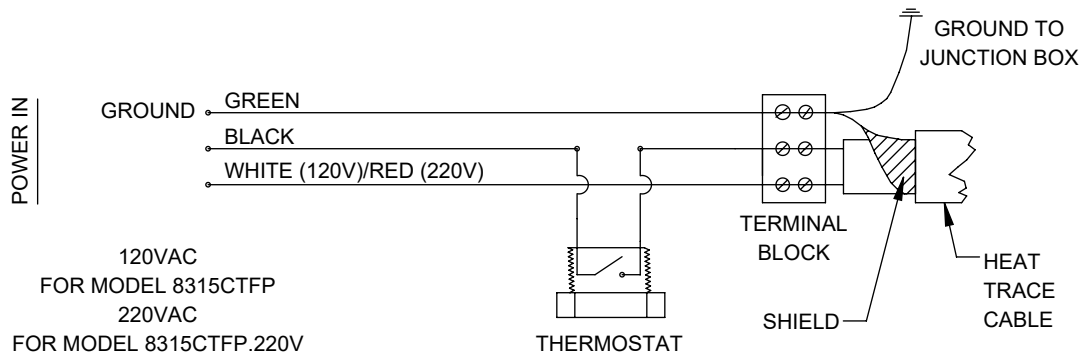
		1455 KLEPPE LANE SPARKS, NEVADA 89431 (775) 359-4712 FAX (775) 359-7424 E-MAIL: HAWS@HAWS.CO.COM WEBSITE: WWW.HAWS.CO.COM	
		ECN: 5566 DRAWN: JL APPROVED: FV	REV. ECN: 5775 DATE: 07/23/20 DATE: 02/22/22
PART NUMBER 0510001018.D			REVISION 4
SCALE: 1:20 DRAWING TYPE: INSTALLATION SIZE: A		SHEET 1 OF 2	



FACTORY-ASSEMBLED VALVE SECTION
(8315CTFP.8 & 8315CTFP.220V.8 MODELS ONLY)



FACTORY-ASSEMBLED SECTION
(ZIP TIES HIDDEN FOR CLARITY)



ELECTRICAL SCHEMATIC

			1455 KLEPPE LANE SPARKS, NEVADA 89431 (775) 359-4712 FAX (775) 359-7424 E-MAIL: HAWS@HAWS.CO.COM WEBSITE: WWW.HAWS.CO.COM	
			ECN: 5566 DRAWN: JL APPROVED: FV	REV. ECN: 5775 DATE: 07/23/20 DATE: 02/22/22
SCALE: N/A		DRAWING TYPE: INSTALLATION		SIZE: A