

FEATURES & BENEFITS

CONSTRUCTION

1" (2.5 cm) insulation and ABS plastic jacket prevent freezing down to temperature levels as low as -30° F (-34.4° C) to maintain optimal functioning conditions.

TEMPERATURE CONTROL

120V thermostatically controlled heat traced cable provides the energy needed to keep the combination shower and eye/face wash from freezing in extreme conditions.

SHOWERHEAD

AXION® MSR ABS plastic drench showerhead uses a hydrodynamic design to give equal distribution of water throughout the entire footprint of flow.

EYE/FACE WASH HEAD

AXION® MSR eye/face wash head uses an inverted directional laminar flow pattern to sweep contaminants away from the vulnerable nasal cavity.

ACTIVATION

Static handle design for "easy activation, easy return" in emergencies or weekly testing.

DESIGN

Innovative 3-way valve design reduces the amount of 'dead leg' water in the system resulting in less opportunity for Legionella growth and a superior freeze prevention technology.

OPTIONS

- AXION® MSR Showerhead: Model SP829SS, AXION® MSR stainless steel drench showerhead with integral 20 gpm (75.7 L) flow control.
- Scald Bleed Valve: Model SP157.15, scald protection bleed valve.
- Foot Treadle: Model SP220 foot control activation for the eye/face wash.
- Auxiliary Outlet: Model SP121, auxiliary outlet to accommodate a re-circulation system, or to mount other options.
- Drench Hose: Model SP145, drench hose assembly for boot or body wash.
- Thermostatic Mixing Valve: Model 9201E AXION® Emergency Tempering Valve thermostatically mixes hot and cold water to provide a safe fluid supply for emergency showers and eyewash equipment, with a flow rate of 31 gpm (117.3 L).

For more information, visit www.hawscos.com or call (888) 640-4297.



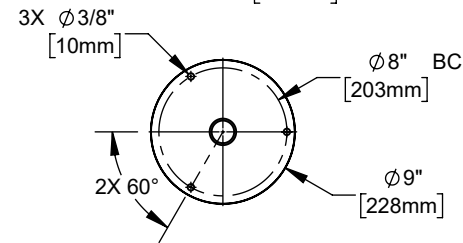
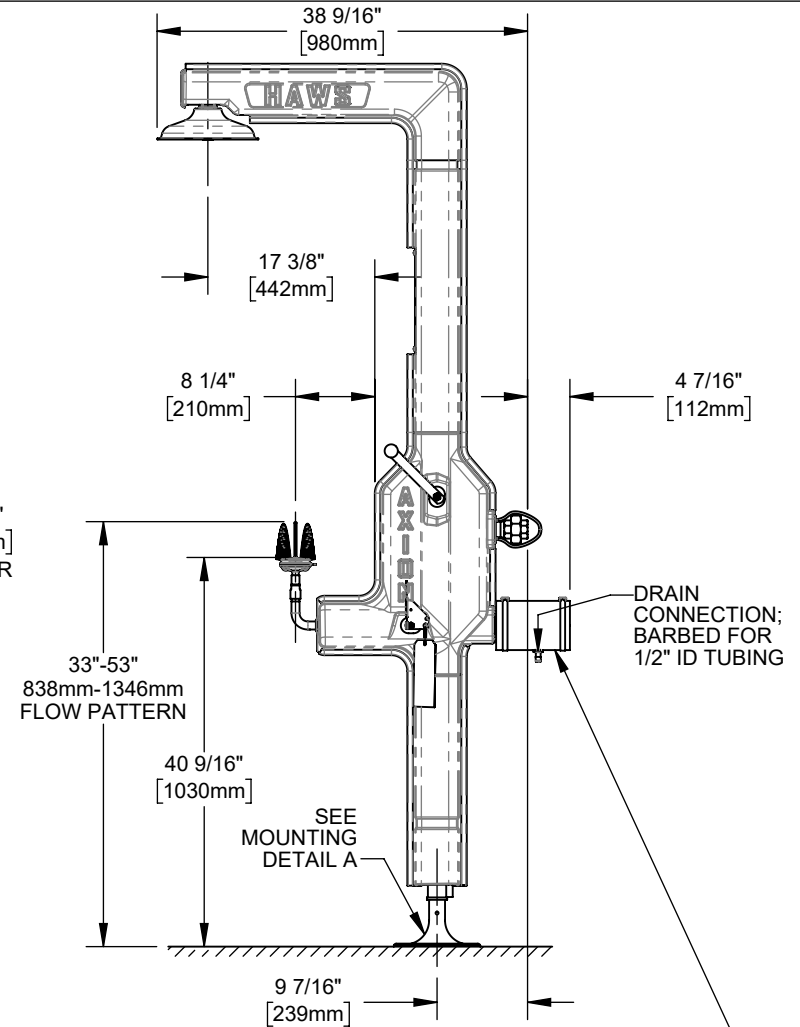
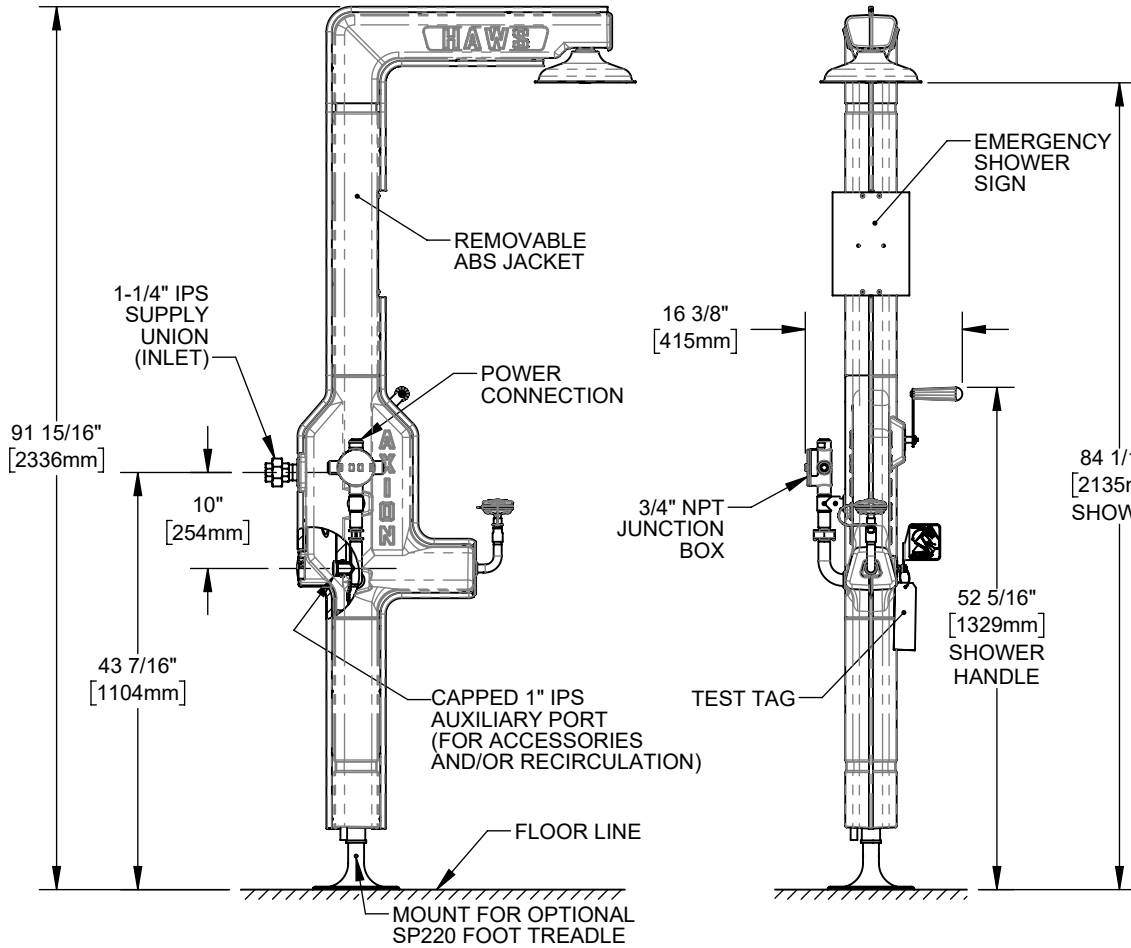
SPECIFICATIONS

Model 8315CTFP.8 freeze protected 120 VAC cable heated combination shower and eye/face wash valve shall include the 3-way "easy activation, easy return" valve design that produces less "dead leg" water, reducing the threat of Legionella growth. The compact design also allows for economical, safe and fast shipment via UPS. Also provided is the AXION® MSR hydrodynamic designed green ABS plastic 10-5/8" (26.9 cm) showerhead with integral self-regulating 20 gpm flow control, an AXION MSR eye/face wash head shall feature inverted directional laminar flow which achieves Zero Vertical Velocity™ supplied by an integral 4 gpm flow control. Unit shall also include thermostatically controlled electric heat traced cable protected by 1" (2.5 cm) insulation and an ABS plastic green jacket that prevents freezing down to ambient temperatures of -30° F, freeze protection bleed valve, powder-coated cast-iron 9" (22.9 cm) diameter floor flange, universal sign, 1-1/4" NPT supply, and rated Class 1, Div 2, Group B, C & D with 1.09 amp max. (For Class 1, Div 1 application, please see the 8317CTFPC1D1)

APPLICATIONS

Where the eyes, face, or body of any person may be exposed to injurious or corrosive materials, suitable facilities for quick drenching or flushing of the eyes, face, and body shall be provided within the work area for immediate emergency use. Unit is ideal for areas where temperature may fluctuate down to freezing levels as low as -30° F (-34.44° C) Emergency eye/face wash facilities and deluge showers shall be in unobstructed and accessible locations that require no more than 10 seconds for the injured person to reach. Model 8315CTFP is certified by CSA to meet the ANSI/ISEA Z358.1 Standard for Emergency Eyewash and Shower Equipment. Model is CSA electrical certified, TYPE 4. (NEMA 4 equivalent)





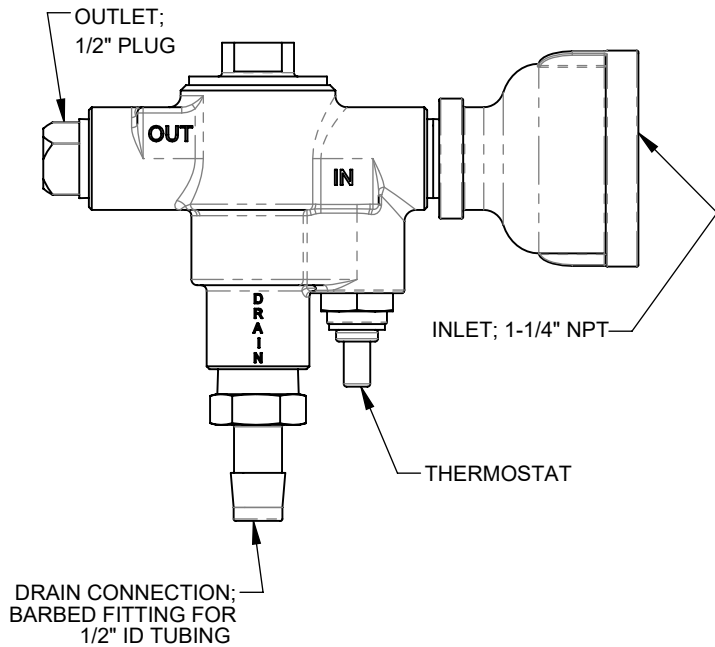
OPTIONAL FREEZE VALVE (8315CTFP.8 & 8315CTFP.220V.8 ONLY). FOR USE WITH THE SP121, SEE THE SP121 DOCUMENTATION

MOUNTING DETAIL A

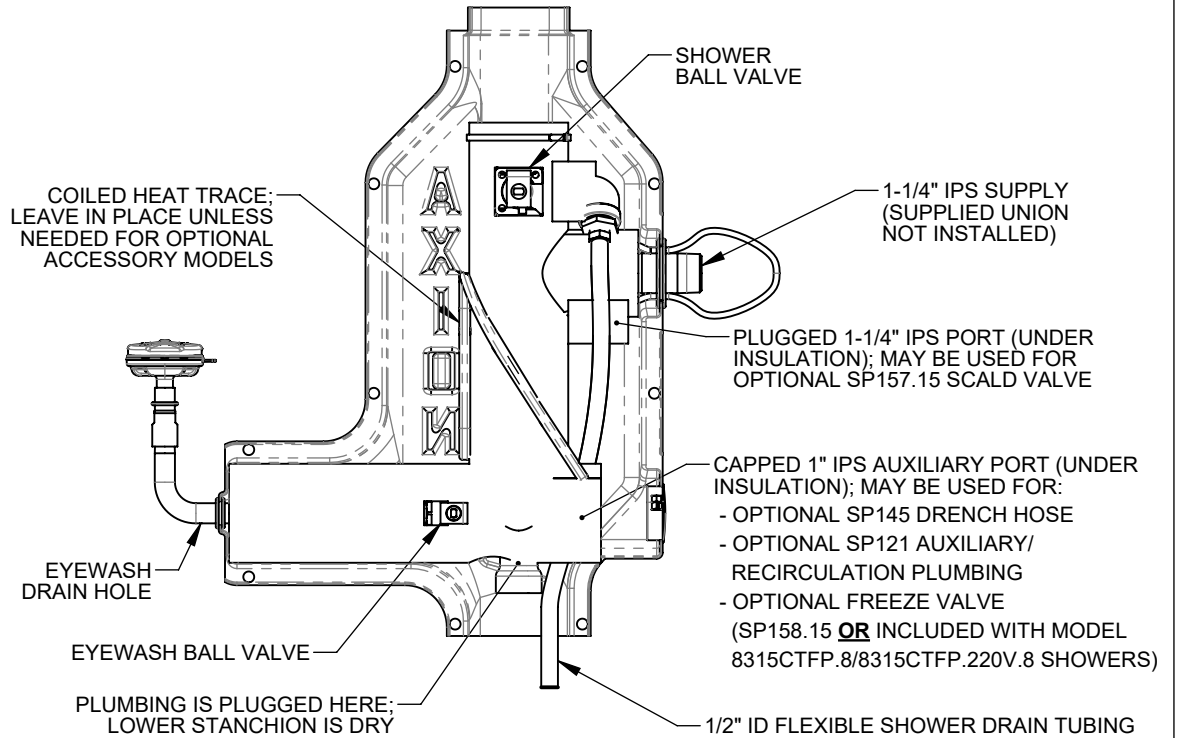
NOTES:

- WHEN INSTALLING THIS UNIT, LOCAL, STATE, OR FEDERAL CODES SHOULD BE ADHERED TO FOR INSTALLATION DIMENSIONS (LOCATIONS) AND FOR WASTE AND SUPPLY DIMENSIONS OTHER THAN SHOWN.
- TO COMPLY WITH ANSI Z358.1-2014 FOR EMERGENCY EYEWASH AND SHOWER EQUIPMENT:
 - UNIT SHALL BE INSTALLED IN ACCORDANCE WITH MANUFACTURER'S INSTRUCTIONS AND ACCEPTABLE PLUMBING PRACTICES.
 - EYEWASH STREAMS SHALL BE POSITIONED SUCH THAT STREAMS ARE 15.3 CM (6 IN.) MINIMUM FROM THE WALL OR NEAREST OBSTRUCTION AND, WHEN FLOWING AT 30-30.5 PSI, MEET ANSI GAUGE REQUIREMENTS BETWEEN 83.8 & 134.6 CM (33-53 IN) ABOVE FLOOR.
 - SHOWER SHALL BE POSITIONED SUCH THAT SHOWERHEAD IS BETWEEN 208.3 & 243.8 CM (82-96 IN.) FROM FLOOR.
 - SHOWER SPRAY PATTERN SHALL HAVE A MINIMUM DIAMETER OF 50.8 CM (20 IN.) AT 152.4 CM (60 IN.) ABOVE SURFACE ON WHICH USER STANDS, AND CENTER OF SPRAY PATTERN SHALL BE LOCATED AT LEAST 40.6 CM (16 IN.) FROM ANY OBSTRUCTION.
- CERTAIN PRODUCT DIMENSIONS MAY VARY BY $\pm 1/2"$ [133mm] OR MORE.
- WARNING:** EYEWASH PLUMBING MUST BE INSTALLED LEVEL SO ALL WATER DOWNSTREAM OF THE BALL VALVE CAN DRAIN AFTER USE. FAILURE TO ENSURE DRAINAGE CAN ALLOW WATER TO POOL AND FREEZE, POTENTIALLY RESTRICTING EYEWASH FLOW OR NOT ALLOWING THE EYEWASH VALVE TO ACTUATE.

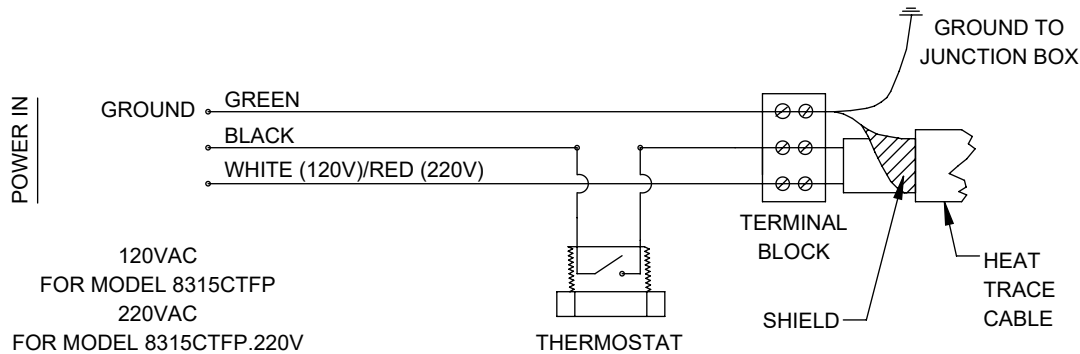
				1455 KLEPPE LANE SPARKS, NEVADA 89431 (775) 359-4712 FAX (775) 359-7424 E-MAIL: HAWS@HAWS.CO.COM WEBSITE: WWW.HAWS.CO.COM	
ECN: 5566	REV. EGN: 5775	BY: FV	MODEL(S)	PART NUMBER	0510001018.D
DRAWN: JL	DATE: 07/23/20	CHKD: JS	8315CTFP, 8315CTFP.220V, 8315CTFP.8 & 8315CTFP.220V.8	REVISION	4
APPROVED: FV	DATE: 02/22/22	SCALE: 1:20	DRAWING TYPE: INSTALLATION	SIZE: A	SHEET 1 OF 2



FACTORY-ASSEMBLED VALVE SECTION
(8315CTFP.8 & 8315CTFP.220V.8 MODELS ONLY)



FACTORY-ASSEMBLED SECTION
(ZIP TIES HIDDEN FOR CLARITY)



ELECTRICAL SCHEMATIC

			1455 KLEPPE LANE SPARKS, NEVADA 89431 (775) 359-4712 FAX (775) 359-7424 E-MAIL: HAWS@HAWS.CO.COM WEBSITE: WWW.HAWS.CO.COM	
			ECN: 5566 DRAWN: JL APPROVED: FV	REV. ECN: 5775 DATE: 07/23/20 DATE: 02/22/22
SCALE: N/A		DRAWING TYPE: INSTALLATION		SIZE: A