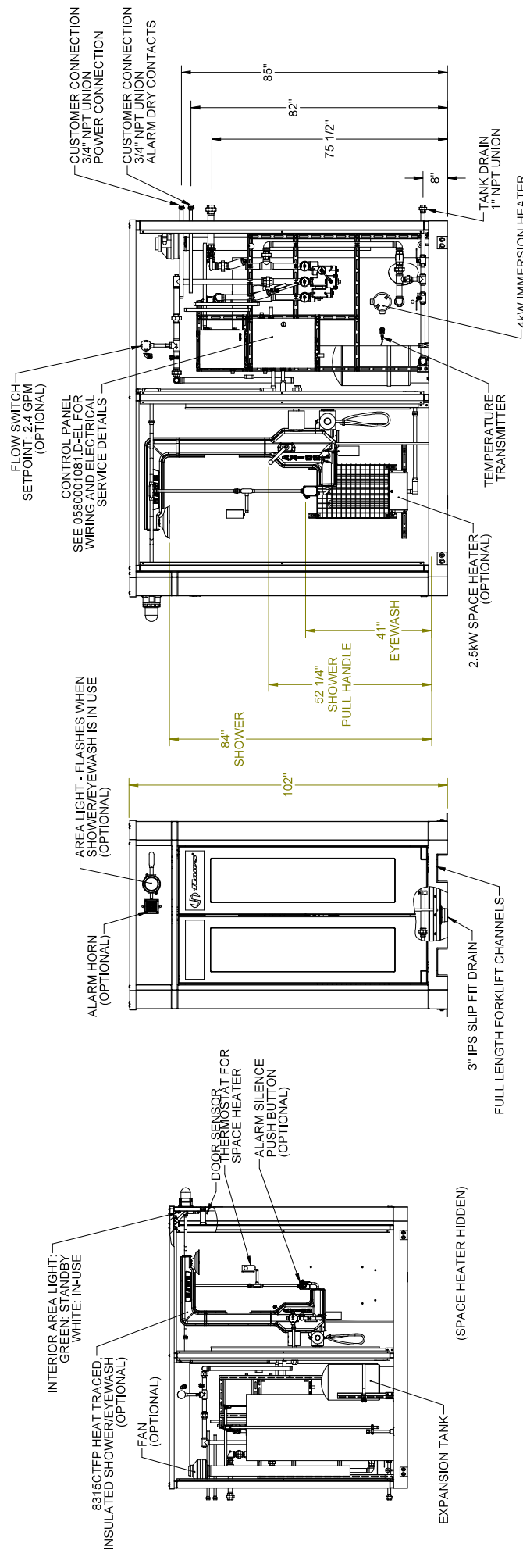
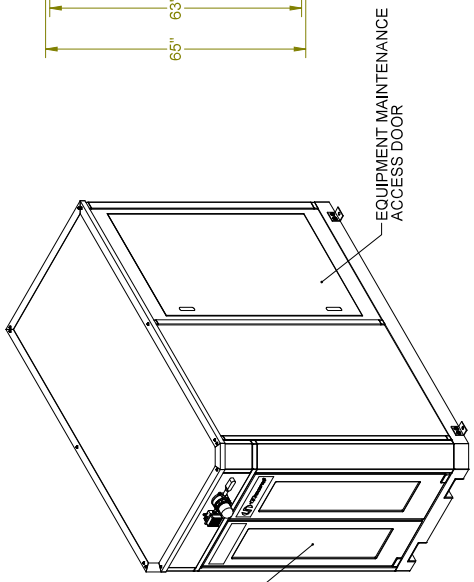
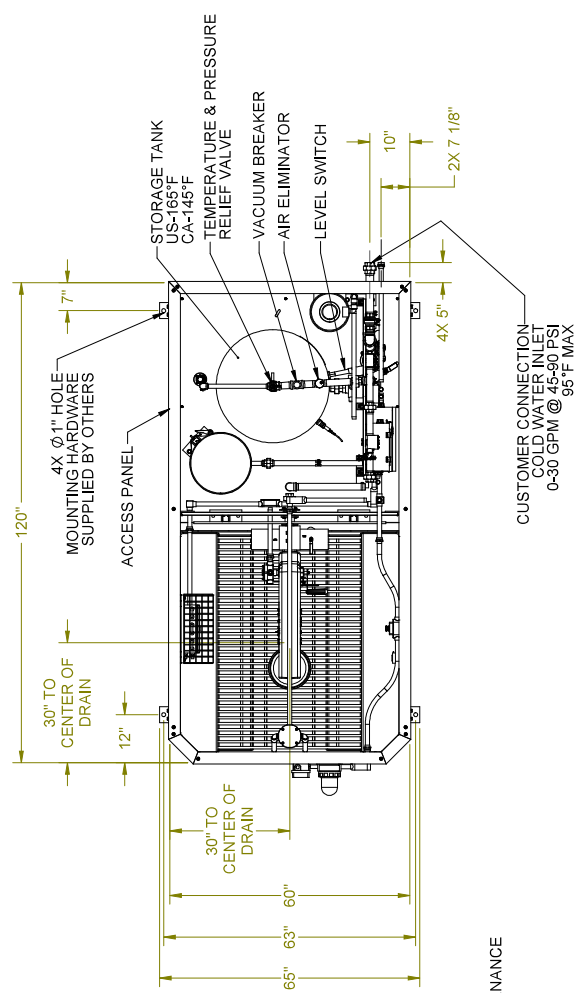


REV	DESCRIPTION	DATE	BY

NOTES:

1. DIMENSIONS IN INCHES.
2. ALL TOLERANCES: ± 1/2"
3. ESTIMATED WEIGHT (119G TANK):
DRY: 3250 LBS
WET: 6700 LBS
4. AREA CLASSIFICATION: ORDINARY
5. AVAILABLE AMBIENT TEMPERATURE RANGE: -50°F - 120°F
6. RATINGS: CONFIGURABLE WITH TYPE 4/4X JUNCTION BOX FOR INDOOR OR OUTDOOR LOCATION
7. NOT ALL FEATURES ARE STANDARD



PANELS REMOVED FOR CLARITY

THE ATTACHED DESIGNS ARE CONSIDERED TRADE SECRETS AND POTENTIALLY PATENTABLE IN ACCORDANCE WITH CONFIDENTIALITY AND NON-DISCLOSURE AGREEMENT. THESE DESIGNS IN ACTUAL OR CONCEPTUAL FORMS CANNOT BE DISCLOSED, REPRODUCED OR USED WITHOUT HAWS EXPRESS WRITTEN CONSENT.

CUSTOMER PARTING #		Haws	
JOB NUMBER		1455 KLEPPE LANE	SPARKS, NEVADA 89431
DRAWN BY:			
CHECKED BY:			
DATE:			
APPROVED BY:			
DATE:			
SCALE:			
REV:			