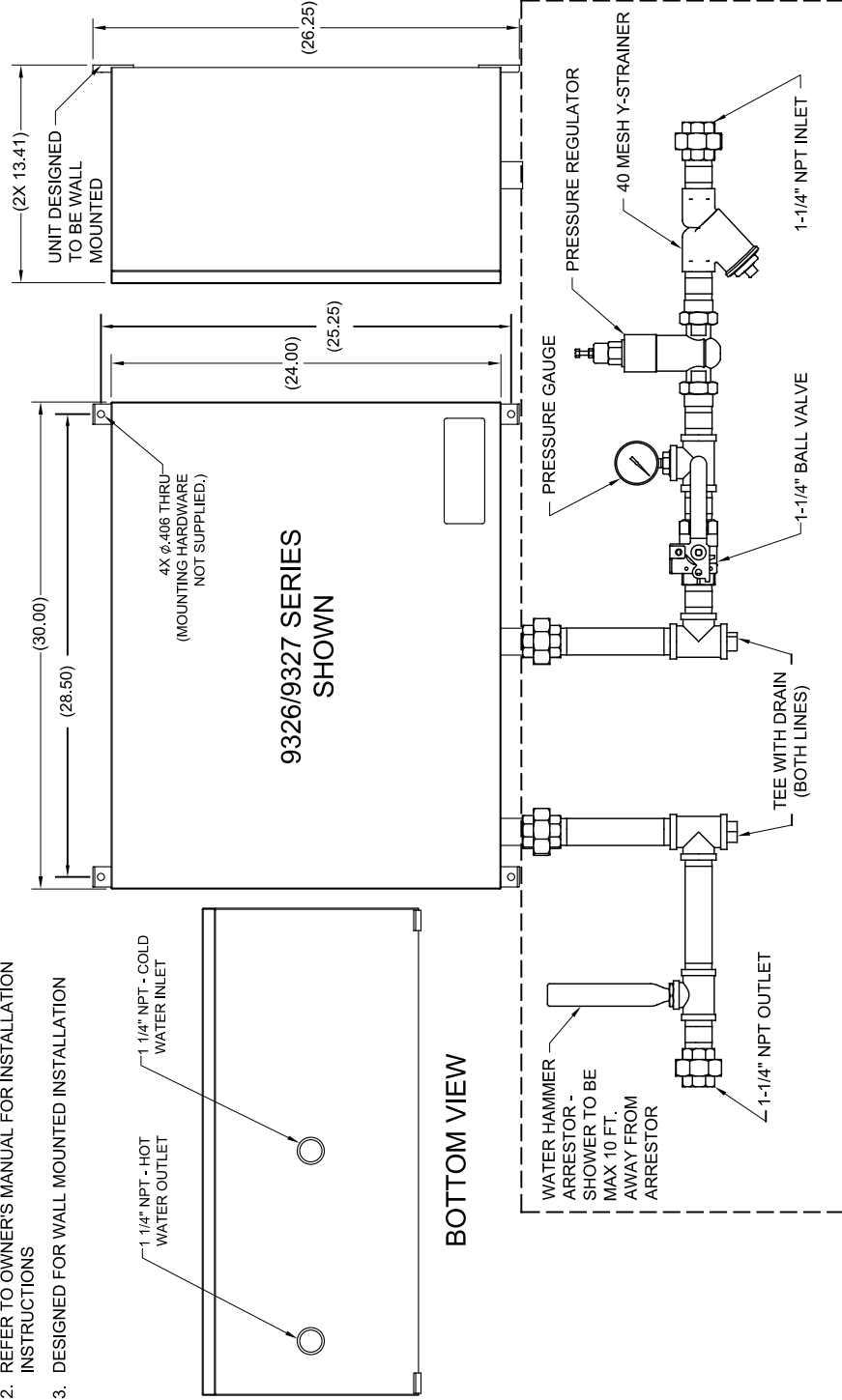
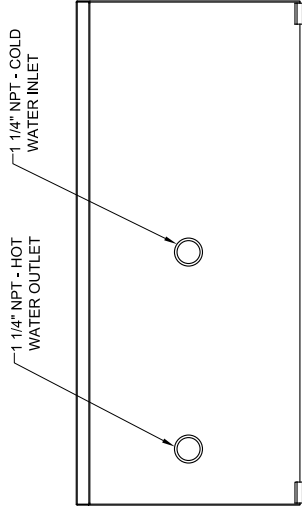


NOTES:

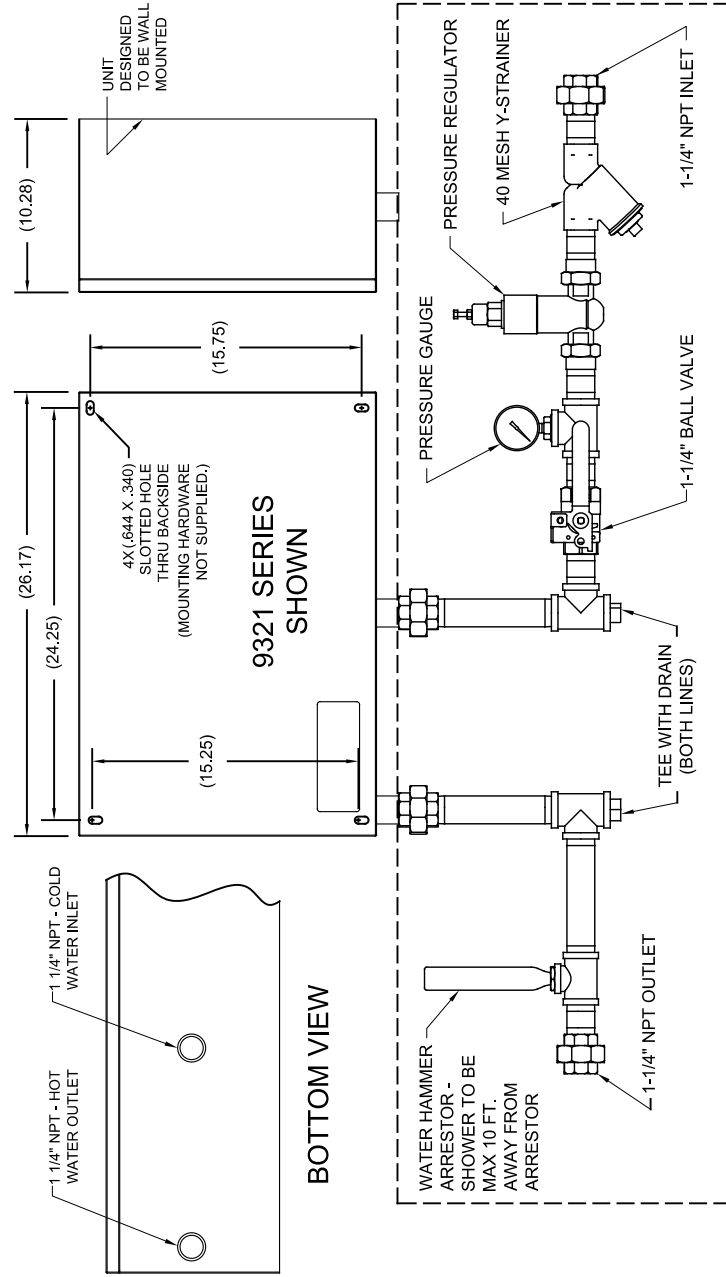
1. ITEMS SHOWN DASHED (IN BOX) ARE SHOWN FOR REFERENCE ONLY AND ARE NOT SUPPLIED. MANUFACTURER REQUIRES ALL COMPONENTS TO PROTECT UNIT, AND PROVIDE FUTURE SERVICEABILITY. INTERCONNECTING PIPING TO BE 1-1/4" IPS.
2. REFER TO OWNER'S MANUAL FOR INSTALLATION INSTRUCTIONS
3. DESIGNED FOR WALL MOUNTED INSTALLATION



BOTTOM VIEW



REQUIRED PIPING LAYOUT (NOT SUPPLIED):
AVAILABLE AS HAWS HEATER PIPING KIT MODEL 932X.
INTERCONNECTING PIPING TO BE 1-1/4" IPS.



BOTTOM VIEW

REQUIRED PIPING LAYOUT (NOT SUPPLIED):
AVAILABLE AS HAWS HEATER PIPING KIT MODEL 932X.
INTERCONNECTING PIPING TO BE 1-1/4" IPS.



1455 KLEPPE LANE
SPARKS, NEVADA 89431
(775) 359-4712 FAX (775) 359-7424
E-MAIL: HAWS@HAWSCO.COM
WEBSITE: WWW.HAWSCO.COM

ECN NO. 5318	REVISED PER ECN: 5870	BY: FV	MODEL(S) 9321/9321CE/9326/9326CE/9327/9327CE	PART NUMBER 0002080089.D
DRAWN: VWC	DATE: 1-30-14	CHKD.: KM		REVISION 5
APPROVED: FV	DATE: 11/13/23	SCALE: N/A	DRAWING TYPE: INSTALLATION	SIZE: A SHEET 1 OF 1