

FEATURES & BENEFITS

OPTIONS

For more information, visit www.hawscos.com or call (888) 640-4297.



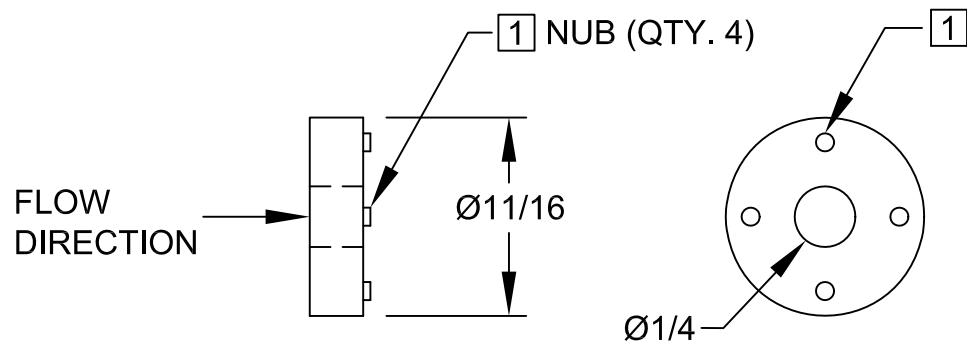
SPECIFICATIONS

Model SP42 is a 6.25 gpm (23.7 L) flow control assembly.

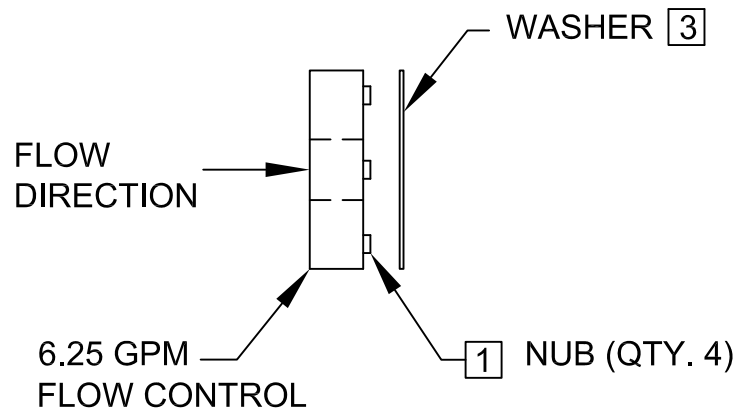
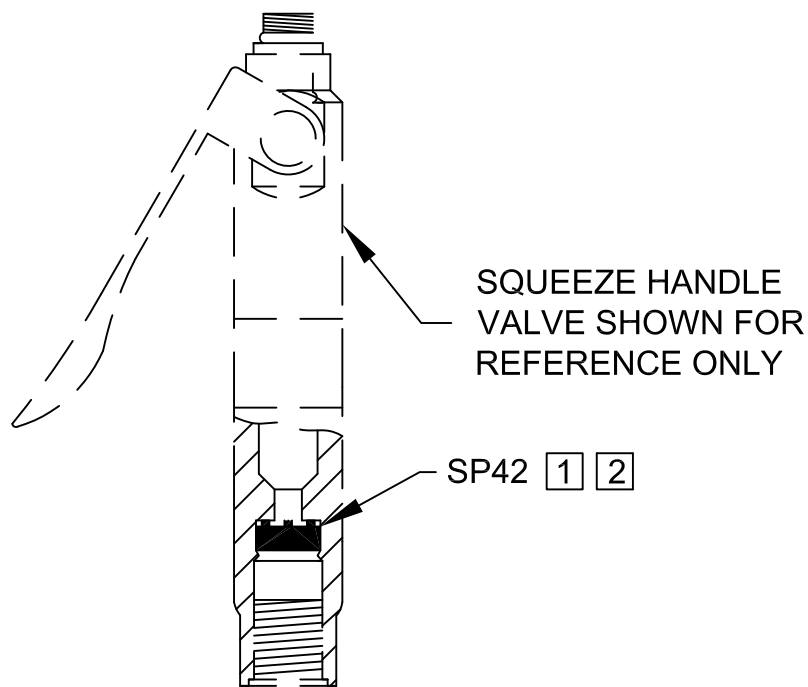
APPLICATIONS

NOTES:

- 1 NOTE FLOW CONTROL ORIENTATION:
NUBS ON FLOW CONTROL MUST BE
FACING OPPOSITE OF FLOW SIDE.
- 2 SQUEEZE VALVE APPLICATION DOES
NOT REQUIRE WASHER.
- 3 IF APPLICATION REQUIRES WASHER
(SUPPLIED), IT MUST BE PLACED ON NUB
SIDE OF FLOW CONTROL (OPPOSITE
FLOW DIRECTION).



FLOW CONTROL DETAIL



 Haws corporation		1455 KLEPPE LANE SPARKS, NEVADA 89431 (775) 359-4712 FAX (775) 359-7424 E-MAIL: HAWS@HAWSO.COM WEBSITE: WWW.HAWSO.COM	
ECN NO.	REVISED PER	BY	MODEL(S):
J MAY	ECN: 4314	IR	SP42 6.25 GPM FLOW CONTROL
DRAWN:	DATE:	CHKD:	INFO FAX DOC #: 27742
APPROVED:	DATE:	SCALE: NA	DRAWING TYPE: INSTALLATION/FAXBACK
PART NUMBER: 0002080316			DRAWING NUMBER: 14294A00
SIZE: A SHEET 1 OF 1			REV: 2