


FEATURES & BENEFITS

OPTIONS

For more information, visit www.hawesco.com or call (888) 640-4297.

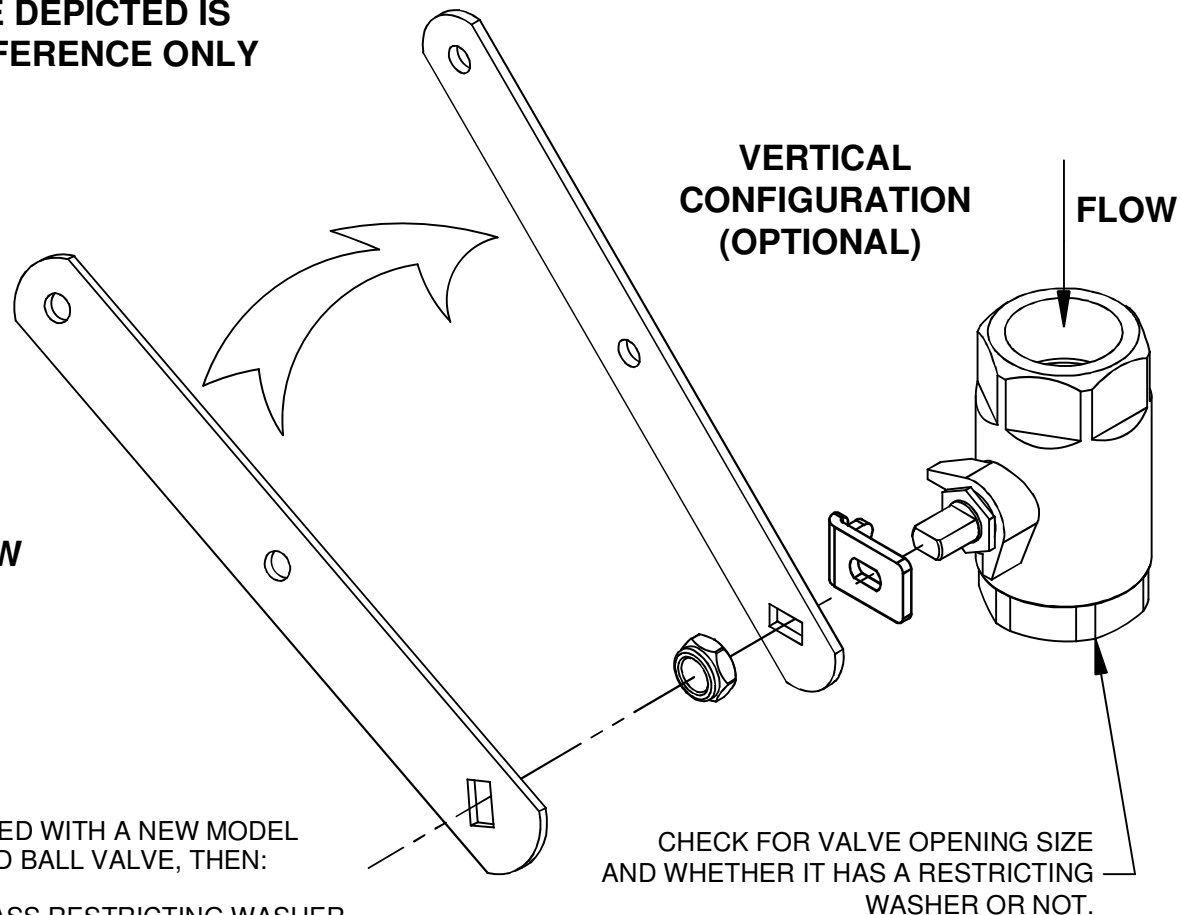
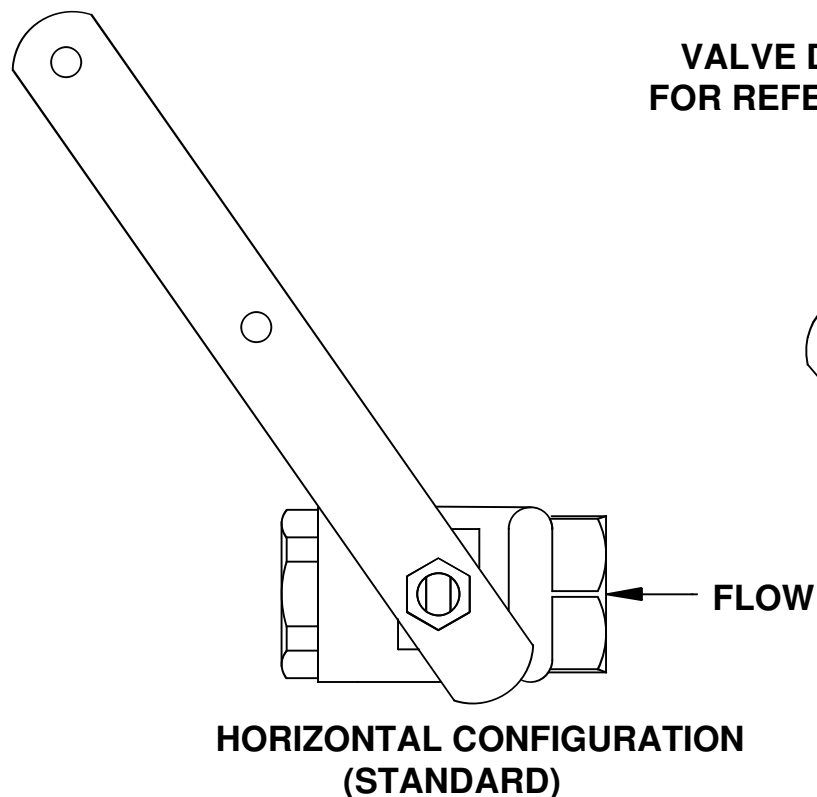


SPECIFICATIONS

Model SP265 is a stay-open stainless steel ball shower valve with stainless steel stem for horizontal or vertical installation. Model includes handle. 1" NPT.

APPLICATIONS

**VALVE DEPICTED IS
FOR REFERENCE ONLY**



NOTES:

1. WHEN EXISTING SHOWER BALL VALVE NEEDS TO BE REPLACED WITH A NEW MODEL SP260 OR SP265 BALL VALVE, FIRST REMOVE AND CHECK OLD BALL VALVE, THEN:

OPTION 1: IF IT HAS A FULL PORT BUT DOES NOT HAVE A BRASS RESTRICTING WASHER INSTALLED IN FRONT OF THE VALVE BALL, THEN JUST REPLACE IT.

OPTION 2: IF IT HAS A FULL PORT AND A BRASS RESTRICTING WASHER INSTALLED IN FRONT OF THE VALVE BALL, THEN REUSE THE WASHER WHEN INSTALLING THE VALVE.

OPTION 3: IF IT HAS A REDUCED PORT $\varnothing(1/2")$, THEN CALL HAWS TECHNICAL SUPPORT (1-800-766-5612) AND ASK FOR RESTRICTING WASHER.

FAILURE TO DO OPTION 2 OR 3 (IF YOUR SITUATION FITS) COULD RESULT IN THE SHOWER AND THE EYEWASH NOT WORKING SIMULTANEOUSLY.

2. FOR VERTICAL CONFIGURATION; REMOVE HANDLE, FLIP COMPLETELY TO OTHER SIDE AND REATTACH.

		Haws®		1455 KLEPPE LANE SPARKS, NEVADA 89431 (775) 359-4712 FAX (775) 359-7424 E-MAIL: HAWS@HAWS.CO.COM WEBSITE: WWW.HAWS.CO.COM	
ECN NO.	REVISED PER	BY:	MODEL(S)		PART NUMBER
	ECN: 4513				0002080333
DRAWN:	DATE:	CHK'D:	SP260 / SP265		DRAWING NO.
RTM	07/31/02		1" BALL VALVE ASSEMBLY		0002080333
APPROVED:	DATE:		SCALE: 1:1		SIZE: A
			DRAWING TYPE: INSTALLATION		SHEET 1 OF 1