



INSTALLATION, OPERATION & MAINTENANCE INSTRUCTIONS

1455 Kleppe Lane ♦ Sparks, NV 89431-6467 ♦ (775) 359-4712 ♦ Fax (775) 359-7424
E-mail: Info@hawsco.com ♦ website: www.hawsco.com

No. 0002077455 (15)

Model 3500FR Drinking Fountain

NOTE TO INSTALLER: Please leave this information with the Maintenance Department.

LIMITED WARRANTY

HAWS warrants that all of its products are guaranteed against defective material or poor workmanship for a period of **one year from the date of shipment**. The foregoing notwithstanding, *HAWS* warrants certain specific products or components thereof for an adjusted period. A list of these excepted products and components and a description of their respective warranty terms may be found here: www.hawsco.com/warranty. *HAWS*' liability under this warranty shall be discharged by furnishing without charge F.O.B. *HAWS* factory any goods, or part thereof, which shall appear to the Company upon inspection to be of defective material or not of first-class workmanship, provided that a claim is made in writing to Company within a reasonable period after receipt of the product. Where claims for defects are made, the defective part or parts shall be delivered to the Company, prepaid, for inspection. *HAWS* shall not be liable for the cost of repairs, alterations or replacements, or the labor required to implement them, or for any expense connected therewith made by the owner or owner's agents, except upon written authority from *HAWS*. *HAWS* shall not be liable for any damages caused by defective materials or poor workmanship, except for replacements, as provided above. Buyer agrees that *HAWS* has made no other warranties either express or implied in addition to those above stated, except that of title with respect to any of the products or equipment sold hereunder and that *HAWS* shall not be liable for general, special, incidental, or consequential damages claimed to arise under the contract of sale.

Equipment manufactured by *HAWS* is warranted to function if installation and maintenance instructions provided are adhered to. The units also must be used for the purpose for which they were intended. Any *HAWS* emergency equipment is intended to supplement first-aid treatment. Due to widely varying conditions, *HAWS* cannot guarantee that the use of this emergency equipment will prevent serious injury or the aggravation of existing or prior injuries.

EXCEPT AS EXPRESSLY STATED HEREIN, HAWS HEREBY DISCLAIMS ALL WARRANTIES, WHETHER EXPRESS OR IMPLIED, ARISING BY LAW OR OTHERWISE, INCLUDING WITHOUT LIMITATION, ANY IMPLIED WARRANTIES OF MERCHANTABILITY AND FITNESS FOR A PARTICULAR PURPOSE. THIS WARRANTY MAY NOT BE MODIFIED OR EXTENDED WITHOUT THE WRITTEN CONSENT OF HAWS. REMEDIES AND REPLACEMENTS STATED HEREIN ARE EXCLUSIVE. IN NO EVENT SHALL HAWS BE LIABLE FOR ANY SPECIAL, PUNITIVE, CONSEQUENTIAL OR INCIDENTAL DAMAGES TO ANY PERSON INCLUDING BUT NOT LIMITED TO DAMAGES FOR LOSS OF USE OR PROFITS, SUBSTITUTE PRODUCTS OR COSTS, PROPERTY DAMAGE, OR OTHER MONETARY LOSS.

SHOULD YOU EXPERIENCE DIFFICULTY WITH THE INSTALLATION OF THIS MODEL PLEASE CALL:

TECHNICAL SUPPORT: 1-800-766-5612
FOR CUSTOMER SERVICE: 1-888-640-4297

RECOMMENDED TOOLS: Hack saw, pipe joint sealant, screwdriver, level, 12" adjustable wrench, 10" pipe wrench, 9/16", 1/2", 7/16" socket wrench or open-end wrench, 5/32" hex key wrench pinned tamper proof (supplied).

LOCATION OF UNIT: The Model 3500FR Drinking Fountain is a wheelchair accessible drinking water facility. The height dimensions shown, meet current ADA requirements. When installing this unit, local, state or federal codes should be adhered to. If height other than shown is required, then dimensions must be adjusted accordingly.

SUPPLY LINE: The minimum recommended line size is 1/2"IPS with 30-90 PSI (2-6 ATM) flowing pressure. Where sediment or mineral content is a problem, an inlet filter is recommended.

PLUMBING CONNECTIONS: Waste outlet is female 1-1/2" slip PVC female.

MAINTENANCE: Refer to 6518.2FR Operation and Maintenance Sheet for more information.

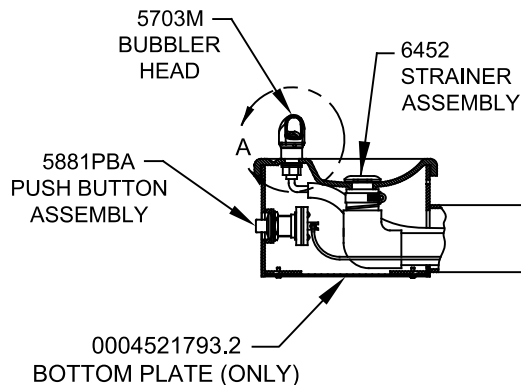
TROUBLESHOOTING 3500FR with 6518.2FR	
PROBLEM	REPAIR CHECKLIST
1. Insufficient bubbler flow.	<ul style="list-style-type: none">1a. Check that inlet screwdriver stop valve is wide open.b. Verify minimum 30PSI flowing supply pressure.c. Adjust valve to increase flow. See 6518FR Manual.

General Notes:

Before tightening nut and ferrule assembly, push tubing into fitting until it bottoms out to ensure correct engagement with O-Ring.

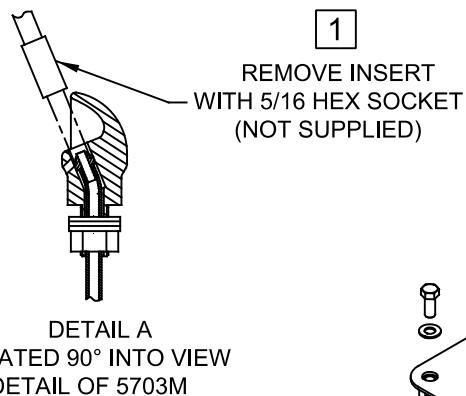
For more information about Haws products, see our website: www.hawscos.com

PARTS BREAKDOWN



NOTE:

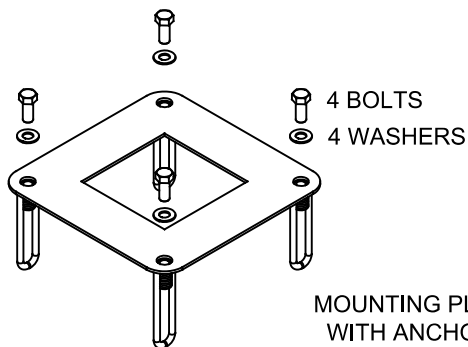
- 1 ENSURE TUBE IS DISCONNECTED FROM "PUSH-IN" TYPE CONNECTOR ON PRESSURE REGULATOR PRIOR TO REMOVAL. APPLY A DROP OF LOCTITE 222MS ON NOZZLE THREADS PRIOR TO REASSEMBLING BACK ONTO BUBBLER HEAD. REATTACH TUBE TO "PUSH-IN" TYPE CONNECTOR ENSURING IT IS FULLY BOTTOMED OUT.



1

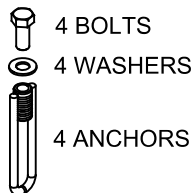
REMOVE INSERT
WITH 5/16 HEX SOCKET
(NOT SUPPLIED)

DETAIL A
ROTATED 90° INTO VIEW
DETAIL OF 5703M



MOUNTING PLATE
WITH ANCHORS

**MODEL MTG.3500
MOUNTING PLATE
(OPTIONAL)**



**MODEL MTG.3501
MOUNTING SYSTEM
(OPTIONAL)**

6518.2FR VALVE
REQUIRED -
SOLD SEPARATELY

VALVE BOX
(NOT SUPPLIED)

1

WHEN ORDERING PARTS PLEASE SPECIFY MODEL NUMBER.



1455 KLEPPE LANE
SPARKS, NEVADA 89431
(775) 359-4712 FAX (775) 359-7424
E-MAIL: HAWS@HAWS.CO.COM
WEBSITE: WWW.HAWS.CO.COM

ECN NO.	REVISED PER	BY	MODEL(S)	PART NUMBER
ECN: 5968	FV	FV	3500FR	0002077455
DRAWN	DATE	CHKD		REVISION
F. VASQUEZ	3/17/99	JC		15
APPROVED	DATE		SCALE: 1:12	DRAWING TYPE: PARTS BREAKDOWN
FV	04/17/24		SIZE: A	SHEET 1 OF 1

