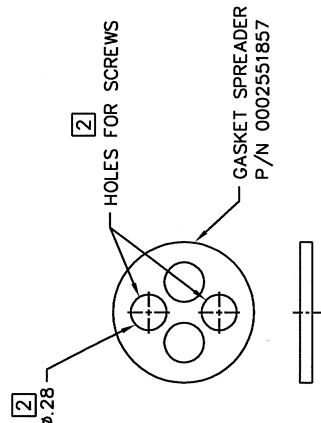


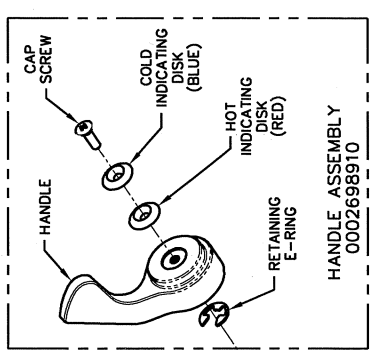
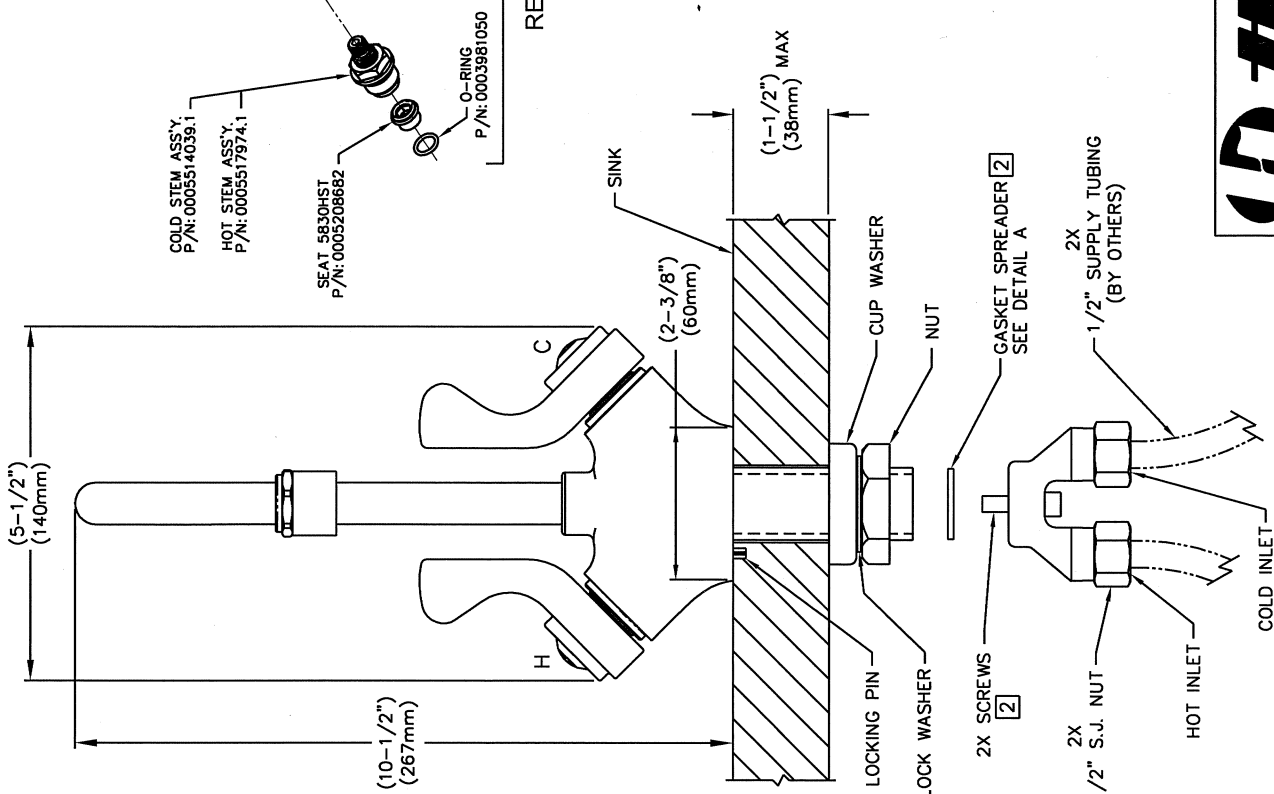
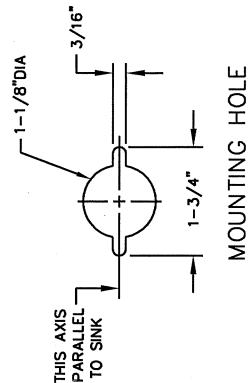
THIS DOCUMENT IS TRUE AND CORRECT AT TIME OF PUBLICATION. CONTINUED PRODUCT IMPROVEMENTS MAKE SPECIFICATIONS AND MEASUREMENTS SUBJECT TO CHANGE WITHOUT NOTICE.

**NOTE:**

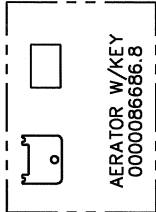
1. BE SURE INDEXING PIN IS INSTALLED AND ORIENTED TO ACCOMMODATE YOUR DESIRED MOUNTING.
2. UPON INSTALLATION, MAKE SURE THE GASKET SPREADER IS ALIGNED PROPERLY WITH THE TWO SMALLER HOLES GOING THROUGH THE TWO SMALLER HOLES OF THE GASKET. (AS SHOWN BELOW) (DIAMETER FOR APPROPRIATE HOLES IS .28)



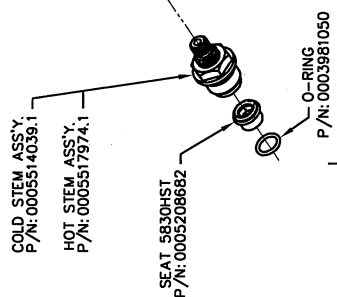
GASKET SPREADER  
 DETAIL A



REPLACEMENT PARTS  
 AVAILABLE



REPLACEMENT PARTS  
 AVAILABLE



1455 KLEPPE LANE  
 SPARKS, NEVADA 89431  
 (775) 359-4712 FAX (755) 359-7424  
 E-MAIL: HAWS@HAWS.CO.COM  
 WEBSITE: WWW.HAWS.CO.COM

MODEL(S)  
 5530LF  
 HOT/COLD GOOSENECK VALVE

REVISED PER BY: SLS  
 390Z  
 DRAWN: CHWD  
 GE 0594  
 APPROVED: [Signature]

PART NUMBER: 0002077516  
 DRAWING NO.: 11406A00  
 REV: 8

SCALE: 1:1  
 DRAWING TYPE: [REVEALERS]  
 SIZE: A  
 SHEET 1 OF 1