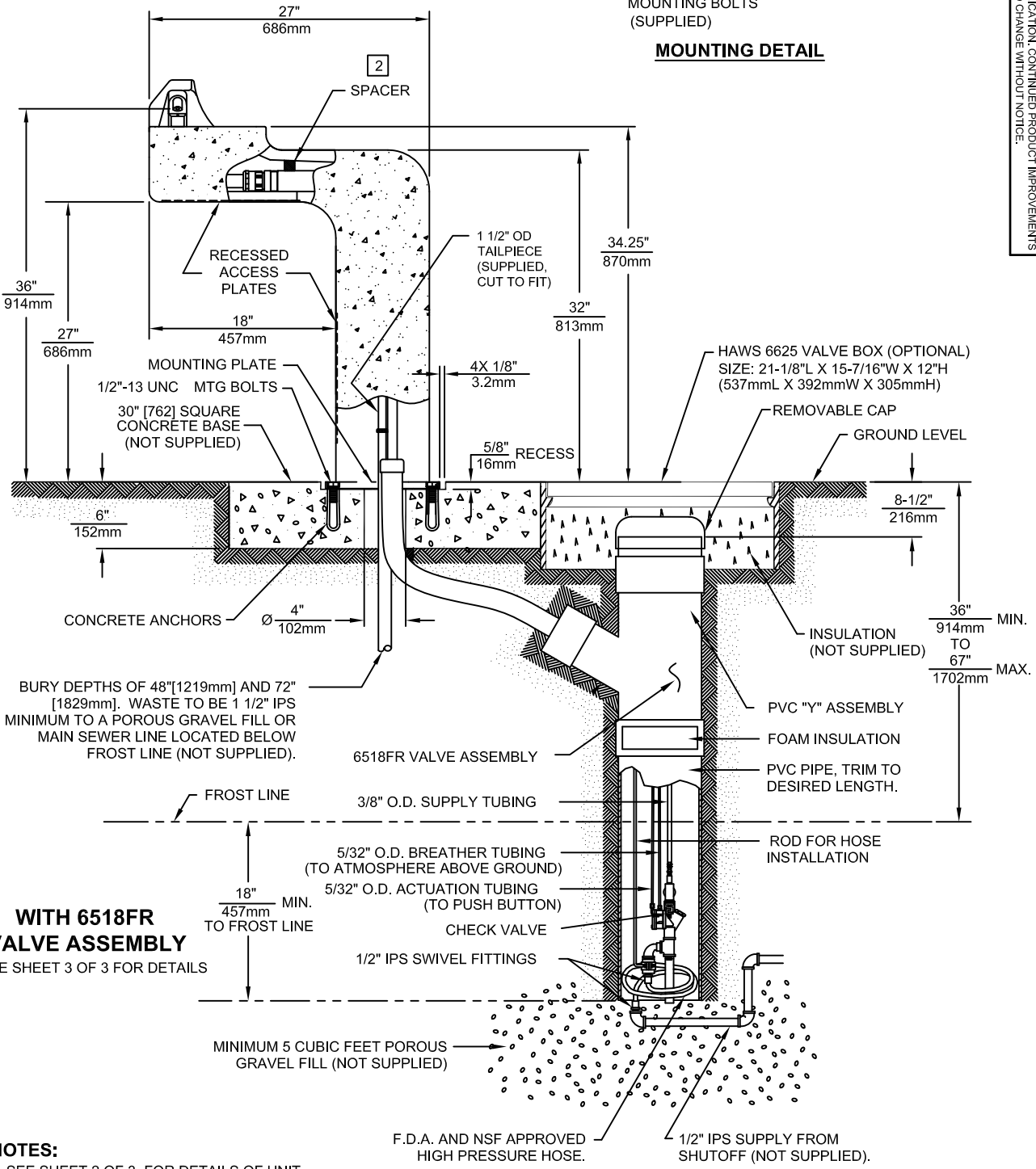


MOUNTING DETAIL
4X 1/2-13 UNC MOUNTING BOLTS (SUPPLIED)



WITH 6518FR VALVE ASSEMBLY
SEE SHEET 3 OF 3 FOR DETAILS

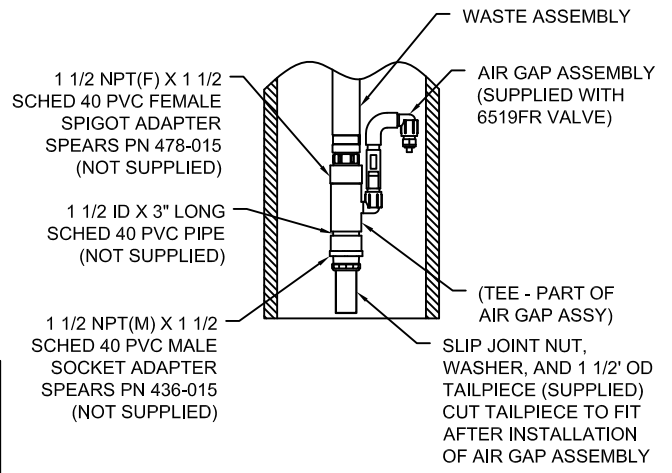
- NOTES:**
- SEE SHEET 2 OF 3 FOR DETAILS OF UNIT CONFIGURED WITH 6519FR FREEZE VALVE.
 - SPACER IS GLUED TO WALL OF PEDESTAL, BUT MAY BE KNOCKED OFF DURING WASTE ARM ASSEMBLY REMOVAL/REPAIR. ENSURE THAT SPACER IS REPLACED TO KEEP HOSE AND WASTE ARM ALIGNED PROPERLY.

1455 KLEPPLE LANE
SPARKS, NEVADA 89431
(775) 359-4712 FAX (759) 359-7424
E-MAIL: HAWS@HAWS.CO.COM
WEBSITE: WWW.HAWS.CO.COM

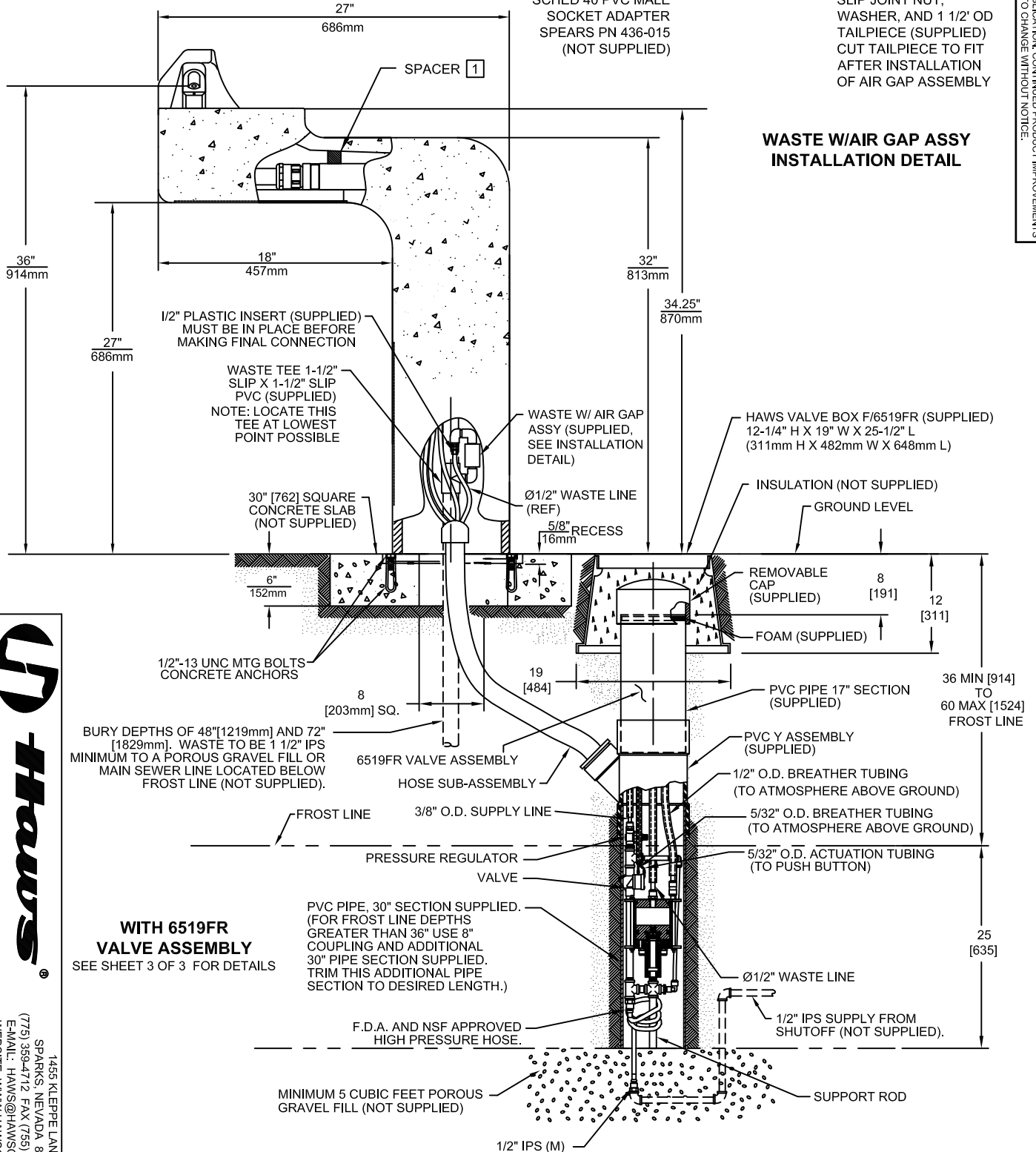
DRAWING NO.	12205A00	REV	8	SCALE:	1:15	DRAWING TYPE:	INSTALLATION
FORM NO.	EQV-498	REV	1	DATE:		MODEL(S)	3177FR
APPROVED:		DATE:		SCALE:	1:15	DRAWING TYPE:	INSTALLATION

NOTES:

- 1 SPACER IS GLUED TO WALL OF PEDESTAL, BUT MAY BE KNOCKED OFF DURING WASTE ARM ASSEMBLY REMOVAL/REPAIR. ENSURE THAT SPACER IS REPLACED TO KEEP HOSE AND WASTE ARM ALIGNED PROPERLY.

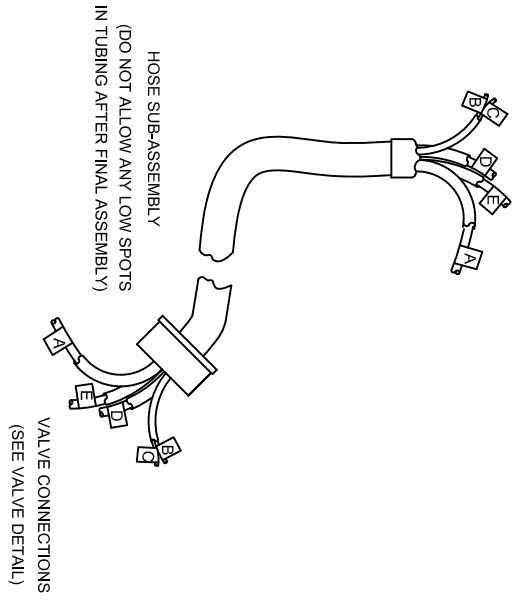


WASTE W/AIR GAP ASSY INSTALLATION DETAIL



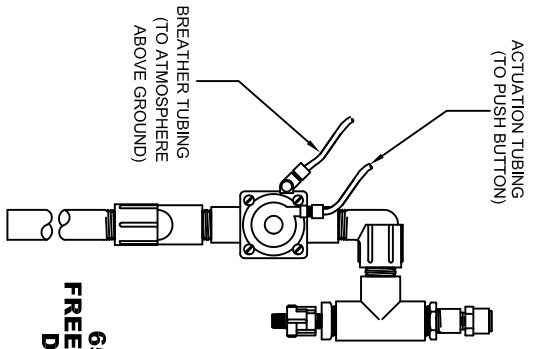
©2011 Haws Corporation - All Rights Reserved. HAWS® and other trademarks used in these materials are the exclusive property of Haws Corporation.

	<p>1455 KLEPPLE LANE SPARKS, NEVADA 89431 (775) 359-4712 FAX (759) 359-7424 E-MAIL: HAWS@HAWS.CO.COM WEBSITE: WWW.HAWS.CO.COM</p>
<p>FORM NO. REVISED PER BY: MODEL(S) DRAWING: EQU-489 LANC DATE: 1/2015 CHK'D: 3177FR APPROVED: DATE: SCALE: 1/2" DRAWING TYPE: INSTALLATION SIZE: A SHEET 2 OF 3</p>	<p>PART NUMBER: 000207325 D DRAWING NO.: 12205A00 REV: 8</p>

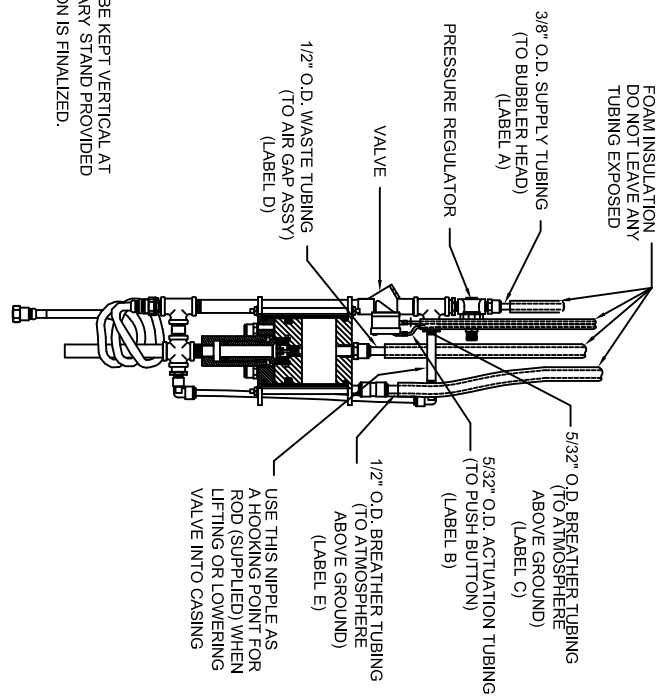


FOUNTAIN CONNECTIONS
(FOLLOW INSTRUCTIONS ON LABELS)

CAUTION: VALVE ASSEMBLY MUST BE KEPT VERTICAL AT ALL TIMES. USE TEMPORARY STAND PROVIDED UNTIL VALVE INSTALLATION IS FINALIZED.



**6518FR
FREEZE VALVE
DETAIL**



6519FR FREEZE VALVE DETAIL
(3 WAY DIVIDER W/TUBING AT
BASE NOT SHOWN FOR CLARITY)

		1455 KLEPPPE LANE	
SPARKS, NEVADA 89431		775) 369-4712 FAX (759) 359-7424	
E-MAIL: HAWS@HAWS.CO.COM		WEBSITE: WWW.HAWS.CO.COM	
EQ# NO. REVISED PER BY:	MODEL(S)	PART NUMBER	0002077325.D
DRAWING: EQ# 4584	DATE: 10/21/08	DRAWING NO.	12205A00
APPROVED: [Signature]	DATE:	SIZE: A	SHEET: 3 OF 3
SCALE: 1:25	DRAWING TYPE: INSTALLATION		